



| VEHICLE                       | KIT        | CROSSBAR |
|-------------------------------|------------|----------|
| Isuzu DMAX Gen2 Single cab TF | DK330F     | SZ126    |
| <b>RUNNING DATES</b>          | 2012- 2020 |          |
| <b>VEHICLE NOTES</b>          |            |          |

VISIT THE ONLINE CALCULATOR FOR CURRENT SYSTEM LOAD LIMIT DATA

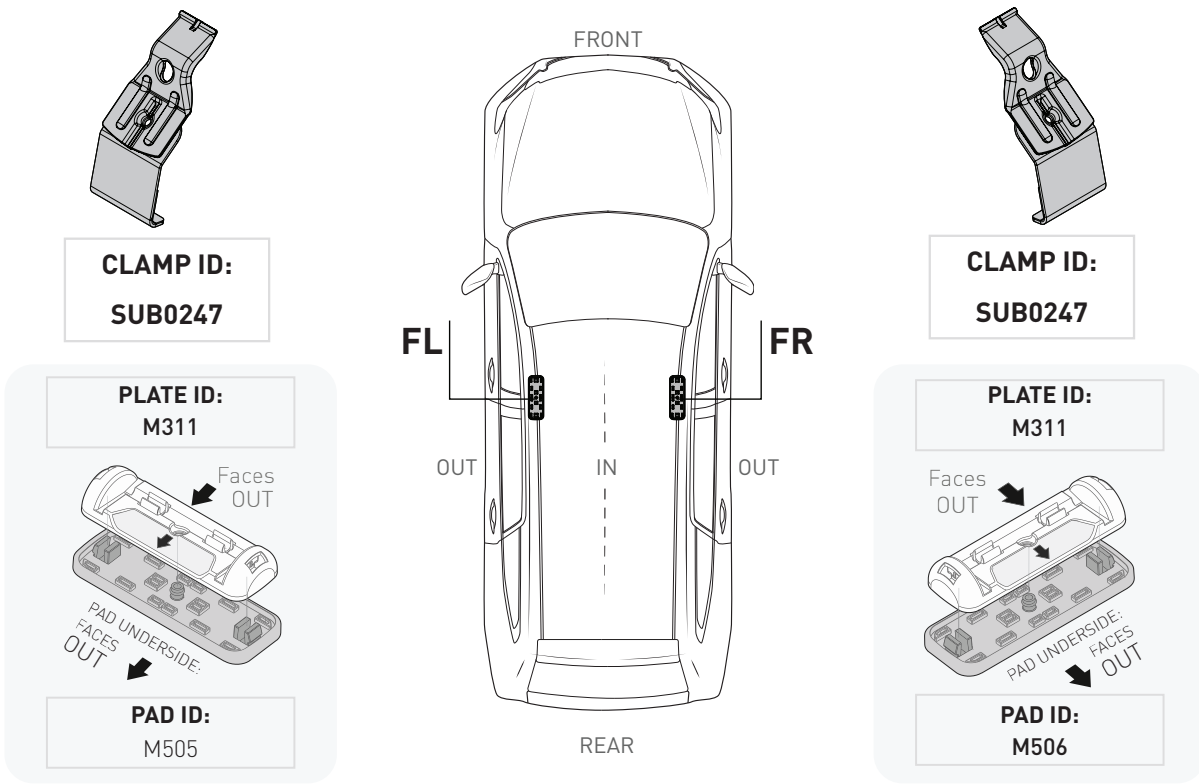


**DYNAMIC ROAD LOAD LIMIT** (NOTE: DIFFERENT ON AND OFF ROAD CARGO LIMIT)  
**\*USE THE VEHICLE MANUFACTURER'S MAXIMUM ROOF ALLOWANCE IF IT IS LOWER THAN THE FIGURE LISTED**

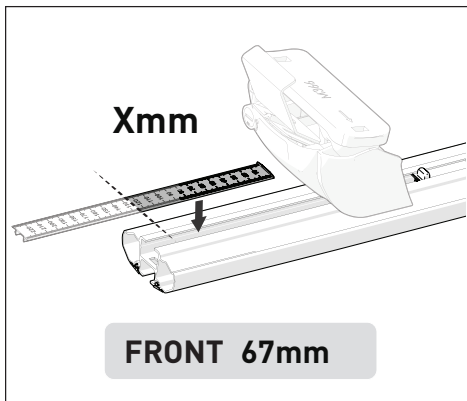
|  |   |   |   |
|--|---|---|---|
| <br>LOAD LIMIT<br>UP TO <b>35 kg</b> *<br><b>77 lb</b> | <br>SYSTEM WEIGHT<br><b>2.5 kg</b><br><b>6 lb</b> | <br>ON ROAD CARGO LIMIT<br>UP TO <b>32.5 kg</b><br><b>72 lb</b> | <br>OFF ROAD CARGO LIMIT<br>(ON ROAD CARGO LIMIT / 2)<br>UP TO <b>16 kg</b><br><b>36 lb</b> |
|--|---|---|---|

**OR**

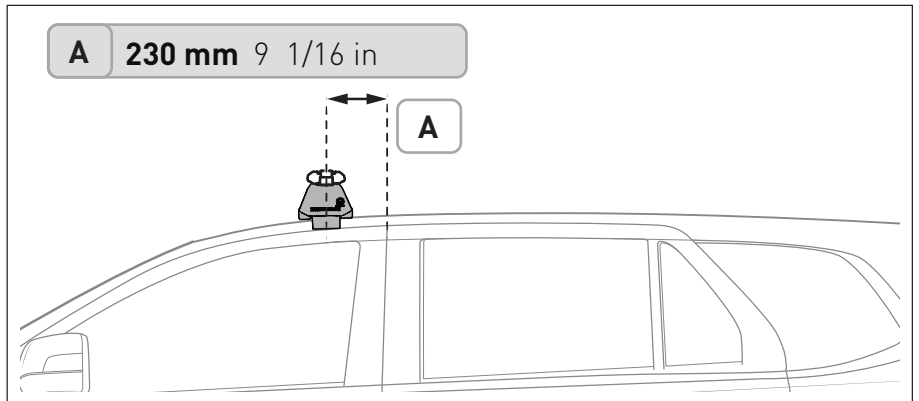
### PAD AND CLAMP DETAILS



### MEASUREMENT STRIPS



### VEHICLE POSITIONING



### NOTES FOR DEALERS / FITTERS

It is your responsibility to ensure these fitting instructions are given to the end user or client.