



VEHICLE	KIT	CROSSBAR
Subaru WRX & STI 4dr Sedan	DK292	SZ118
RUNNING DATES	07-14	
VEHICLE NOTES	See Page 2 for instructions	

VISIT THE ONLINE
CALCULATOR FOR CURRENT
SYSTEM LOAD LIMIT DATA



DYNAMIC ROAD LOAD LIMIT (NOTE: DIFFERENT ON AND OFF ROAD CARGO LIMIT)
***USE THE VEHICLE MANUFACTURER'S MAXIMUM ROOF ALLOWANCE IF IT IS LOWER THAN THE FIGURE LISTED**



LOAD LIMIT



SYSTEM WEIGHT



ON ROAD CARGO LIMIT



OFF ROAD CARGO LIMIT
(ON ROAD CARGO LIMIT / 2)

OR

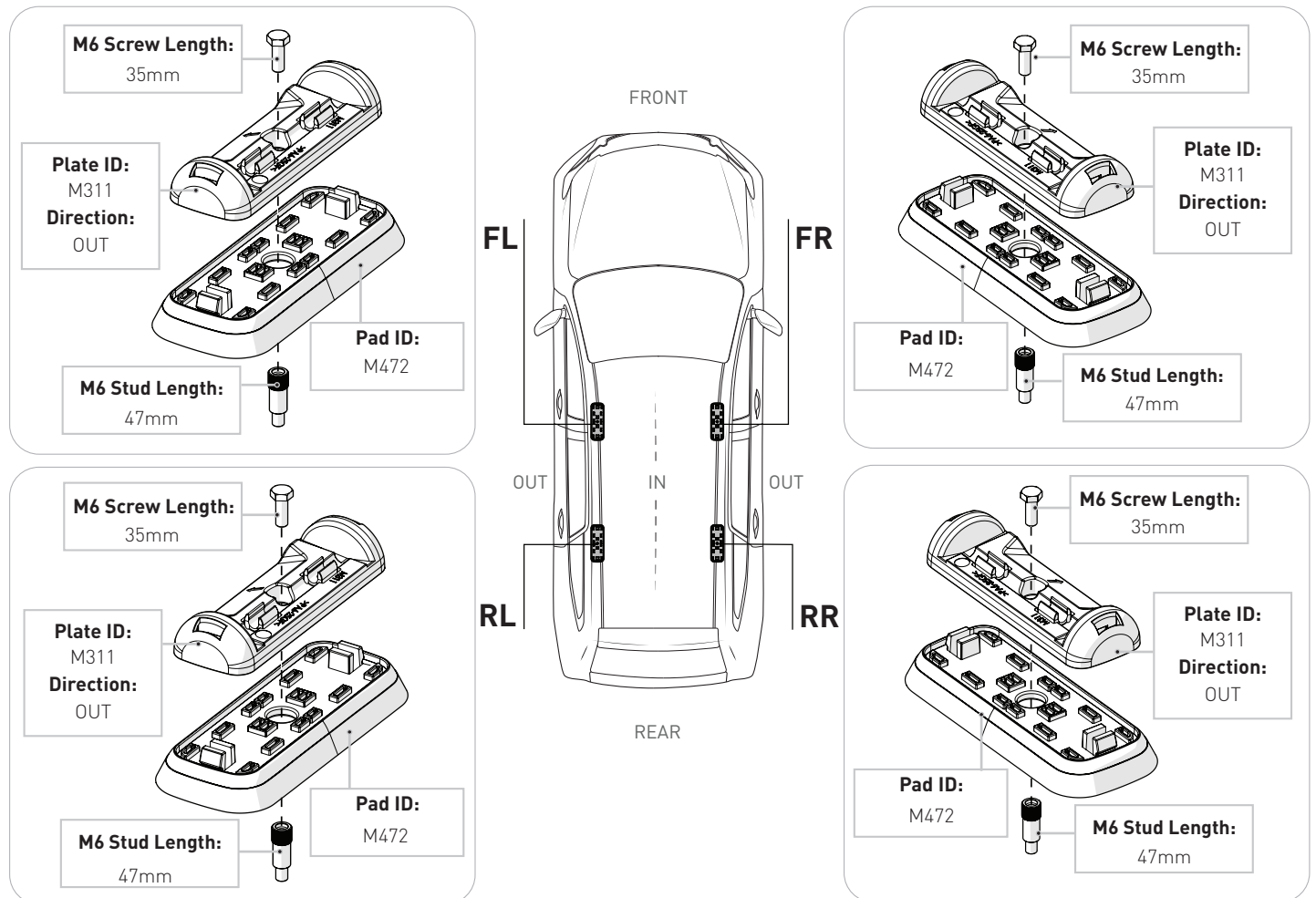
UP TO **75 kg**
165 lb

— **5 kg**
11lb =

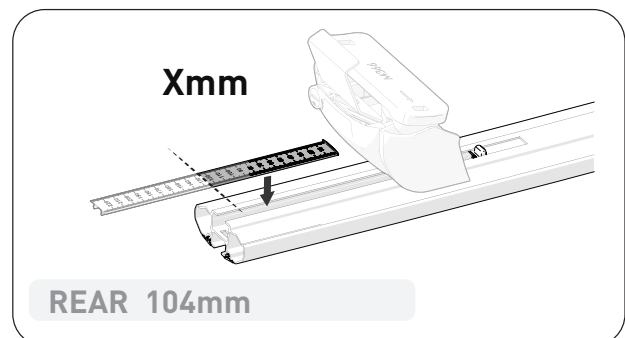
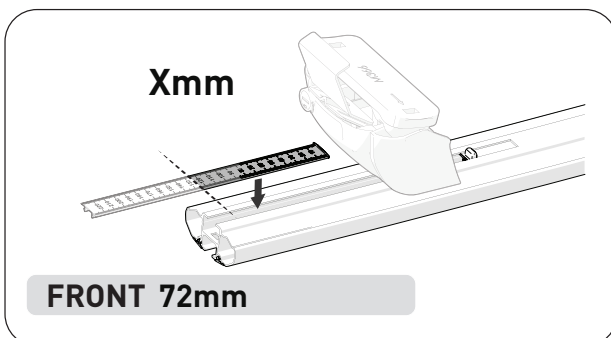
UP TO **70 kg**
154 lb

UP TO **35 kg**
77 lb

PAD AND CLAMP DETAILS



MEASUREMENT STRIPS



NOTES FOR DEALERS / FITTERS

It is your responsibility to ensure these fitting instructions are given to the end user or client.

Document No: R4463

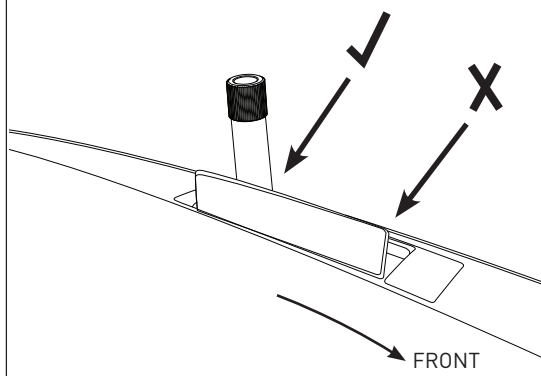
Issue No: 1

Issue Date: 9-Jan-25



VEHICLE		KIT	CROSSBAR
Subaru WRX & STI 4dr Sedan		DK292	SZ118
RUNNING DATES	07 - 14		
VEHICLE NOTES	See Page 2 for instructions		

Use REAR mount point of the two available under each flip-up window.

**NOTES FOR DEALERS / FITTERS**

It is your responsibility to ensure these fitting instructions are given to the end user or client.

Document No: R4463

Issue No: 1

Issue Date: 9-Jan-25