




VEHICLE	KIT	CROSSBAR
Subaru Impreza 4dr Sedan	DK292	SZ118
RUNNING DATES	07 - 11	
VEHICLE NOTES	See Page 2 for instructions	

VISIT THE ONLINE  
CALCULATOR FOR CURRENT  
SYSTEM LOAD LIMIT DATA



**DYNAMIC ROAD LOAD LIMIT** (NOTE: DIFFERENT ON AND OFF ROAD CARGO LIMIT)  
**\*USE THE VEHICLE MANUFACTURER'S MAXIMUM ROOF ALLOWANCE IF IT IS LOWER THAN THE FIGURE LISTED**



LOAD LIMIT



SYSTEM WEIGHT



ON ROAD CARGO LIMIT



OFF ROAD CARGO LIMIT  
(ON ROAD CARGO LIMIT / 2)

UP TO **75 kg**  
**165 lb**

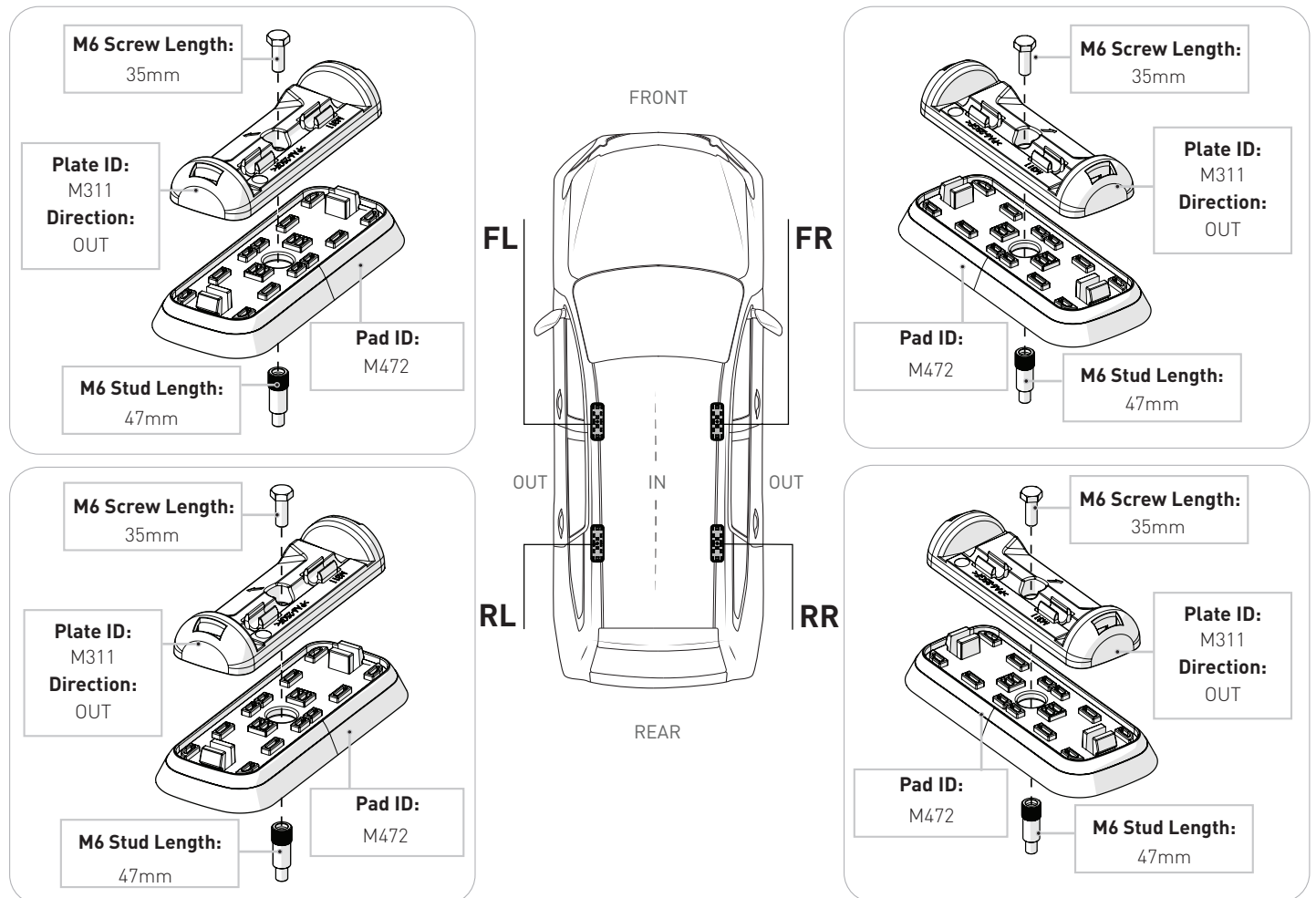
— **5 kg**  
**11lb** =

UP TO **70 kg**  
**154 lb**

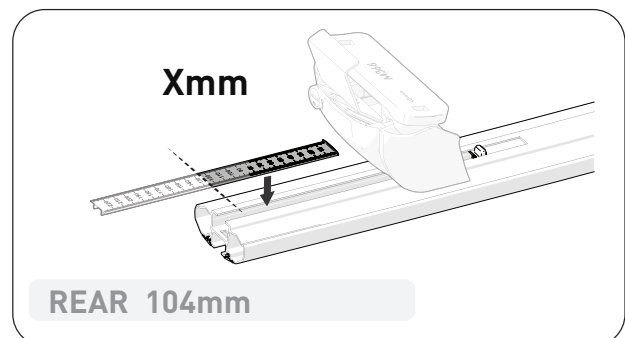
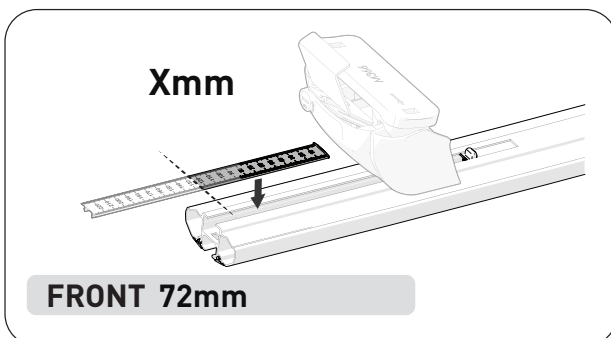
OR

UP TO **35 kg**  
**77 lb**

### PAD AND CLAMP DETAILS



### MEASUREMENT STRIPS



### NOTES FOR DEALERS / FITTERS

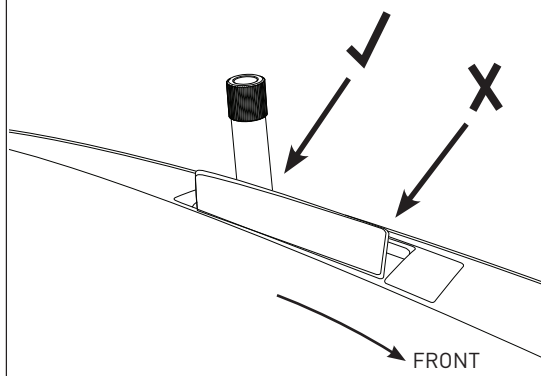
It is your responsibility to ensure these fitting instructions are given to the end user or client.

Document No: R4461  
Issue No: 1  
Issue Date: 9-Jan-25



VEHICLE		KIT	CROSSBAR
Subaru Impreza 4dr Sedan		DK292	SZ118
RUNNING DATES	07 - 11		
VEHICLE NOTES	See Page 2 for instructions		

Use REAR mount point of the two available under each flip-up window.

**NOTES FOR DEALERS / FITTERS**

It is your responsibility to ensure these fitting instructions are given to the end user or client.

Document No: R4461  
Issue No: 1  
Issue Date: 9-Jan-25