



VEHICLE	KIT	CROSSBAR
BMW 3 Series E90 4dr Sedan	DK292	SZ118
RUNNING DATES	05-11	
VEHICLE NOTES		

VISIT THE ONLINE
CALCULATOR FOR CURRENT
SYSTEM LOAD LIMIT DATA



DYNAMIC ROAD LOAD LIMIT (NOTE: DIFFERENT ON AND OFF ROAD CARGO LIMIT)

***USE THE VEHICLE MANUFACTURER'S MAXIMUM ROOF ALLOWANCE IF IT IS LOWER THAN THE FIGURE LISTED**



LOAD LIMIT



SYSTEM WEIGHT



ON ROAD CARGO LIMIT



OFF ROAD CARGO LIMIT
(ON ROAD CARGO LIMIT / 2)

UP TO **75 kg**
165 lb

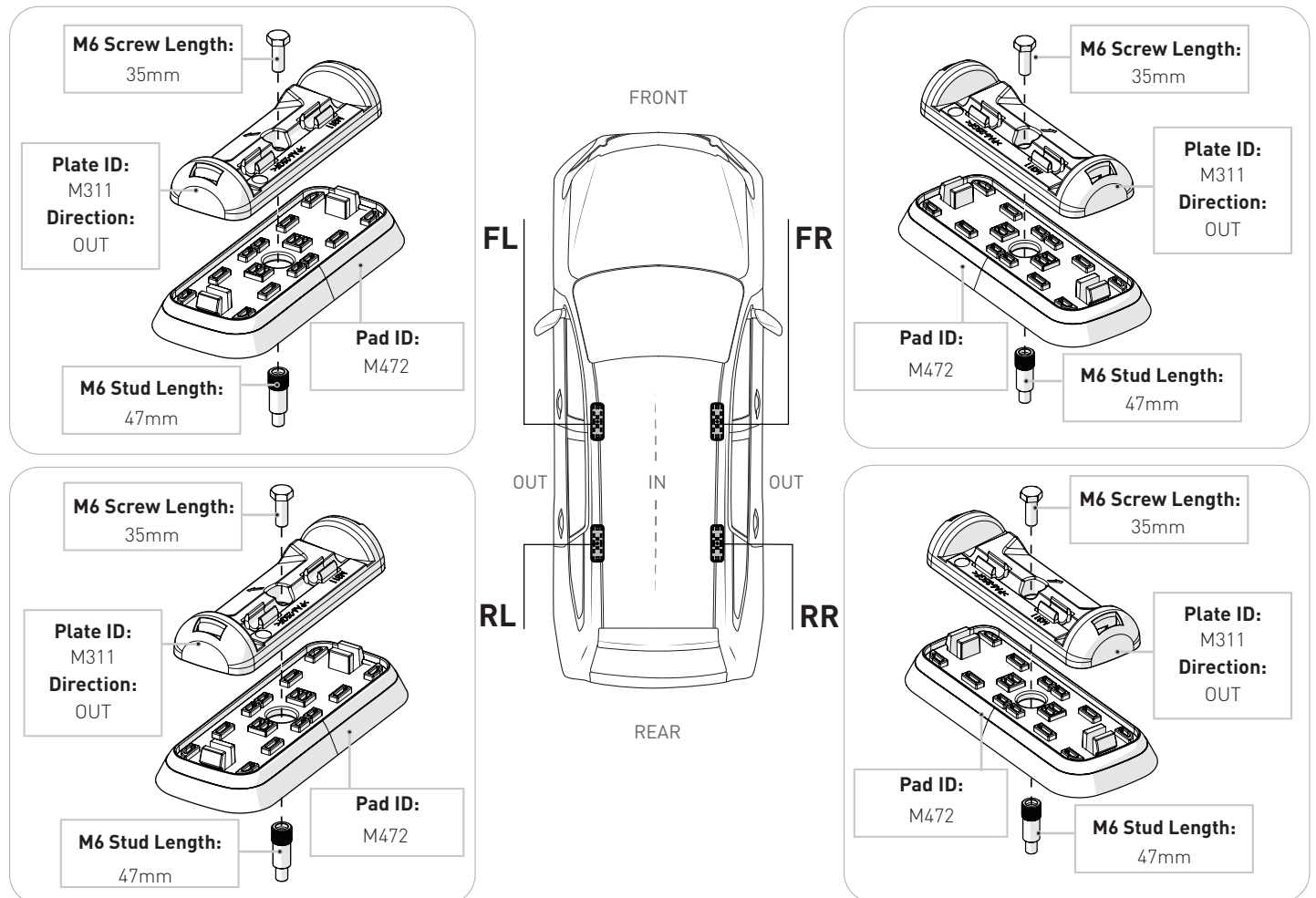
— **5 kg**
11lb =

UP TO **70 kg**
154 lb

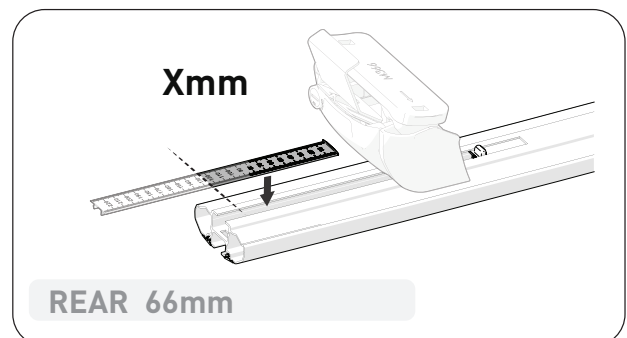
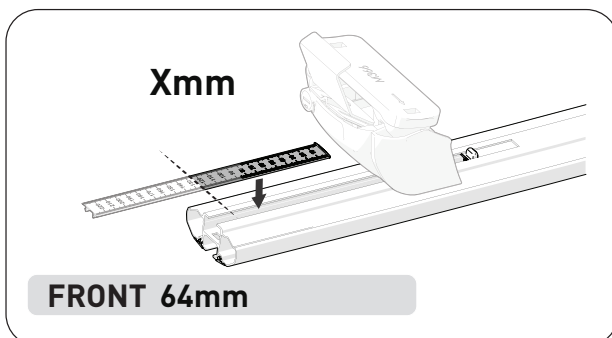
OR

UP TO **35 kg**
77 lb

PAD AND CLAMP DETAILS



MEASUREMENT STRIPS



NOTES FOR DEALERS / FITTERS

It is your responsibility to ensure these fitting instructions are given to the end user or client.

Document No: R4468
Issue No: 1
Issue Date: 09-Jan-25