




VEHICLE	KIT	CROSSBAR
Subaru Impreza 4dr sedan	DK258	SZ118
RUNNING DATES	12-	
VEHICLE NOTES		

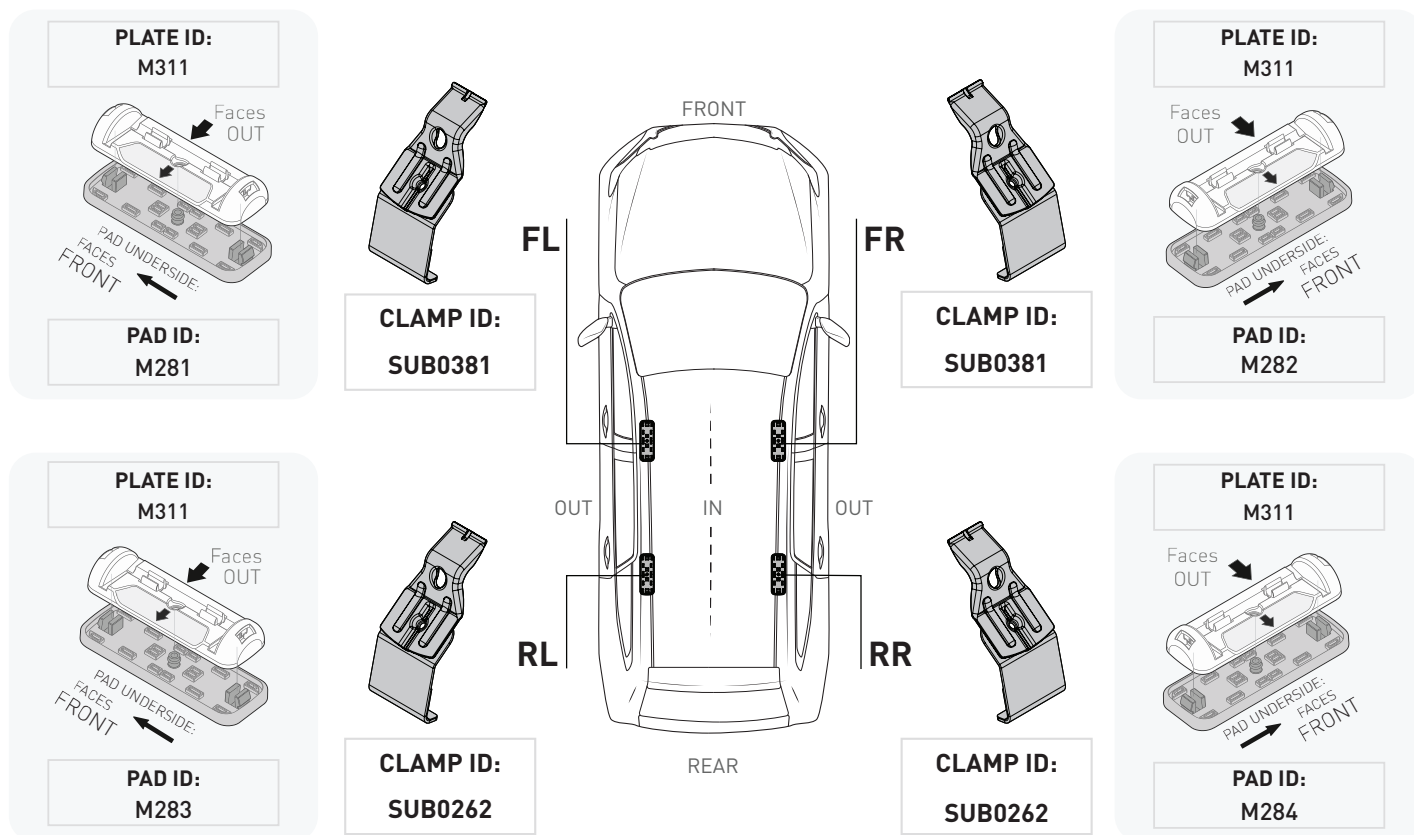
VISIT THE ONLINE  
CALCULATOR FOR CURRENT  
SYSTEM LOAD LIMIT DATA




**DYNAMIC ROAD LOAD LIMIT** (NOTE: DIFFERENT ON AND OFF ROAD CARGO LIMIT)  
**\*USE THE VEHICLE MANUFACTURER'S MAXIMUM ROOF ALLOWANCE IF IT IS LOWER THAN THE FIGURE LISTED**

 LOAD LIMIT	 SYSTEM WEIGHT	 ON ROAD CARGO LIMIT	 OFF ROAD CARGO LIMIT (ON ROAD CARGO LIMIT / 2)
UP TO <b>75 kg *</b> <b>165 lb</b>	<b>— 5 kg</b> <b>11lb</b>	<b>= UP TO 70 kg</b> <b>154 lb</b>	<b>OR UP TO 35 kg</b> <b>77 lb</b>

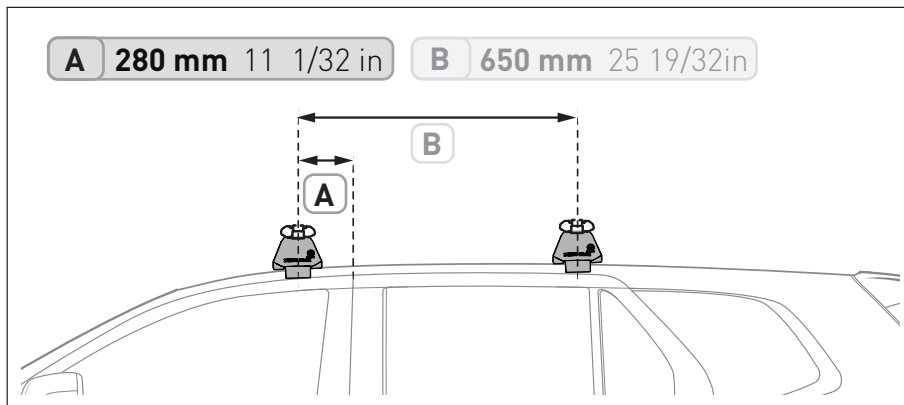
### PAD AND CLAMP DETAILS



### MEASUREMENT STRIPS



### VEHICLE POSITIONING



### NOTES FOR DEALERS / FITTERS

It is your responsibility to ensure these fitting instructions are given to the end user or client.

Document No: R4412  
Issue No: 1  
Issue Date: 18-Dec-24