





VEHICLE		KIT	CROSSBAR
Ford F350 Crew Cab pickup		DK190	SZ150
RUNNING DATES	2008 on		
VEHICLE NOTES			

VISIT THE ONLINE CALCULATOR FOR CURRENT SYSTEM LOAD LIMIT DATA




DYNAMIC ROAD LOAD LIMIT (NOTE: DIFFERENT ON AND OFF ROAD CARGO LIMIT)

***USE THE VEHICLE MANUFACTURER'S MAXIMUM ROOF ALLOWANCE IF IT IS LOWER THAN THE FIGURE LISTED**



LOAD LIMIT

UP TO **75 kg ***
165 lb



SYSTEM WEIGHT

5 kg
11lb

—

=

ON ROAD CARGO LIMIT

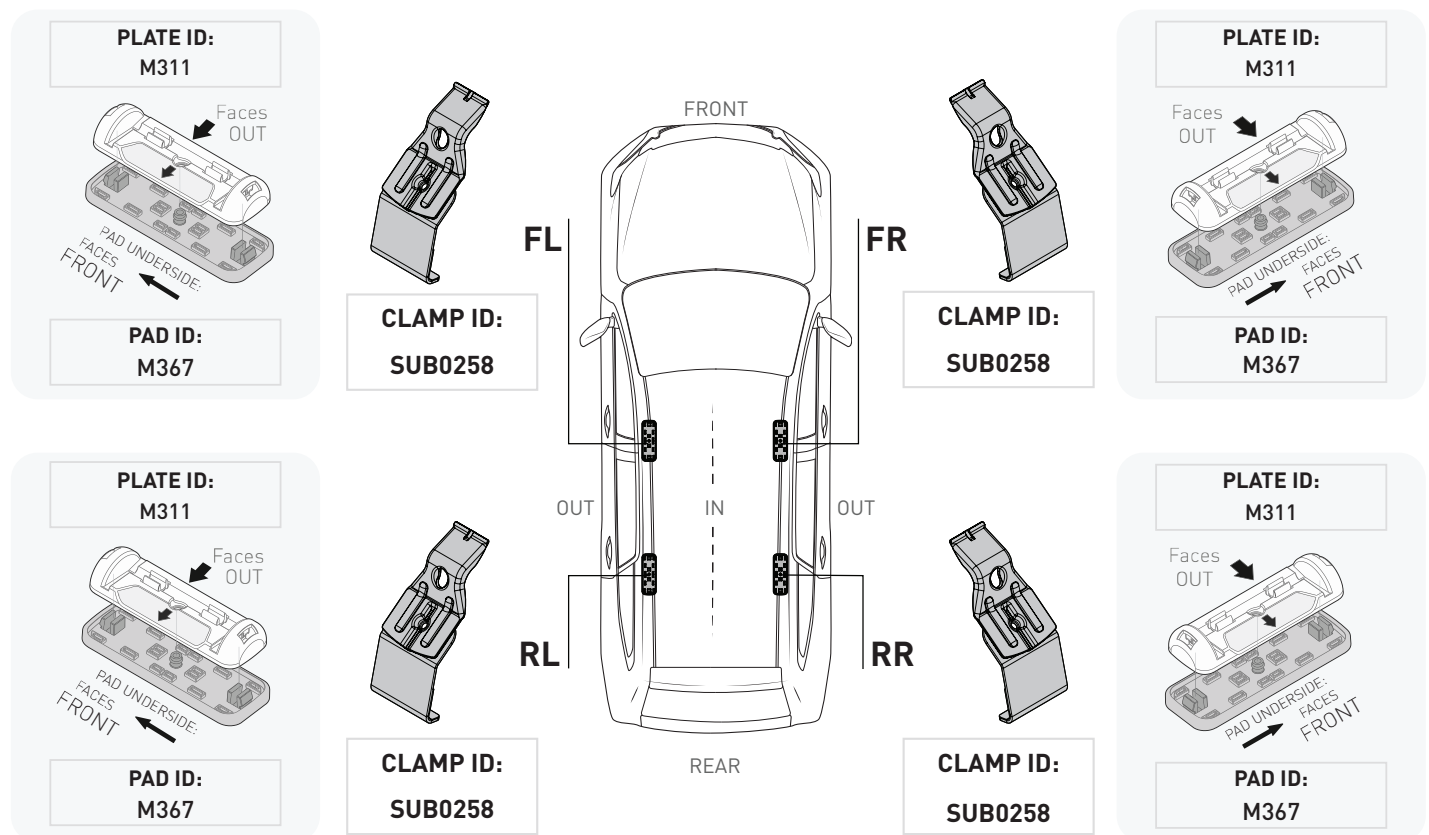
UP TO **70 kg**
154 lb

OR

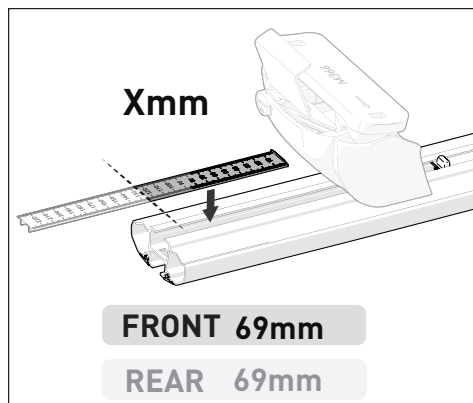
OFF ROAD CARGO LIMIT
(ON ROAD CARGO LIMIT / 2)

UP TO **35 kg**
77 lb

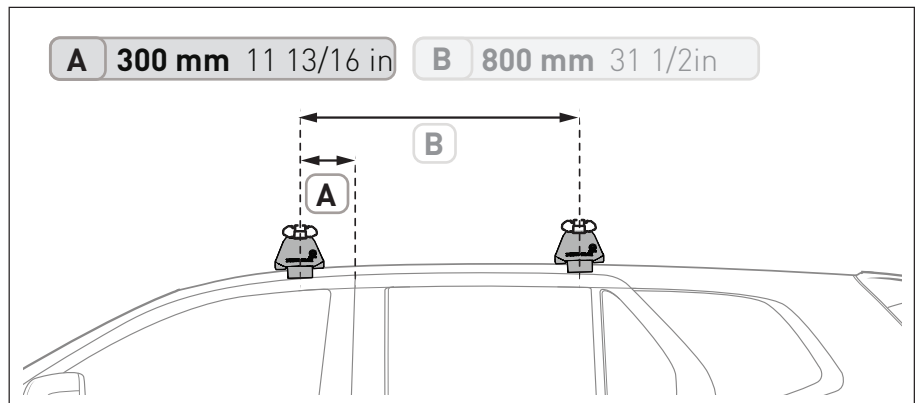
PAD AND CLAMP DETAILS



MEASUREMENT STRIPS



VEHICLE POSITIONING



NOTES FOR DEALERS / FITTERS

It is your responsibility to ensure these fitting instructions are given to the end user or client.

Document No: R4348

Issue No: 1

Issue Date: 18-Dec-24