




VEHICLE	KIT	CROSSBAR
Ford F350 Super Cab pickup	DK189	SZ150
RUNNING DATES	2008 on	
VEHICLE NOTES		

VISIT THE ONLINE
CALCULATOR FOR CURRENT
SYSTEM LOAD LIMIT DATA



DYNAMIC ROAD LOAD LIMIT (NOTE: DIFFERENT ON AND OFF ROAD CARGO LIMIT)
***USE THE VEHICLE MANUFACTURER'S MAXIMUM ROOF ALLOWANCE IF IT IS LOWER THAN THE FIGURE LISTED**


 LOAD LIMIT	 SYSTEM WEIGHT	 ON ROAD CARGO LIMIT	 OFF ROAD CARGO LIMIT (ON ROAD CARGO LIMIT / 2)
UP TO 75 kg * 165 lb	— 5 kg 11 lb	= UP TO 70 kg 154 lb	OR UP TO 35 kg 77 lb

PAD AND CLAMP DETAILS

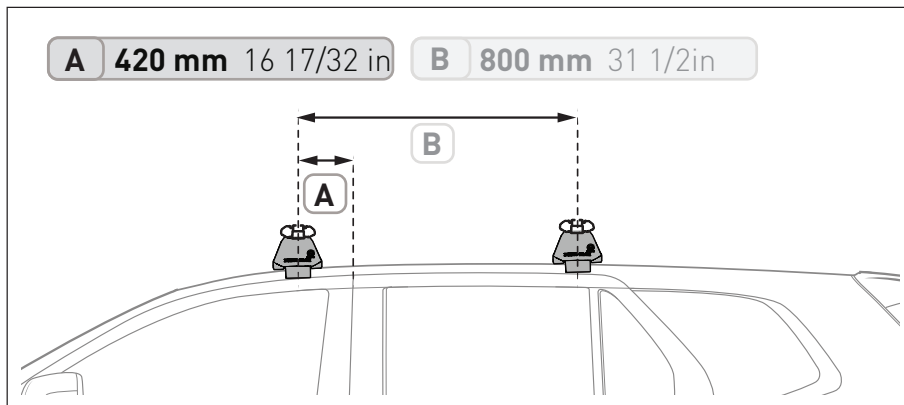
<p>PLATE ID: M311</p> <p>PAD ID: M365</p>	<p>CLAMP ID: SUB0258</p>	<p>PLATE ID: M311</p> <p>PAD ID: M365</p>
<p>PLATE ID: M311</p> <p>PAD ID: M367</p>	<p>CLAMP ID: SUB0258</p>	<p>PLATE ID: M311</p> <p>PAD ID: M367</p>

Diagram of vehicle roof with labels: FRONT, REAR, FL, FR, RL, RR, OUT, IN.

MEASUREMENT STRIPS



VEHICLE POSITIONING



NOTES FOR DEALERS / FITTERS

It is your responsibility to ensure these fitting instructions are given to the end user or client.

Document No: R4346
Issue No: 1
Issue Date: 18-Dec-24