




VEHICLE	KIT	CROSSBAR
Toyota Rukus 5dr hatch	DK152	SZ137
RUNNING DATES	06/ 2010 on	
VEHICLE NOTES		

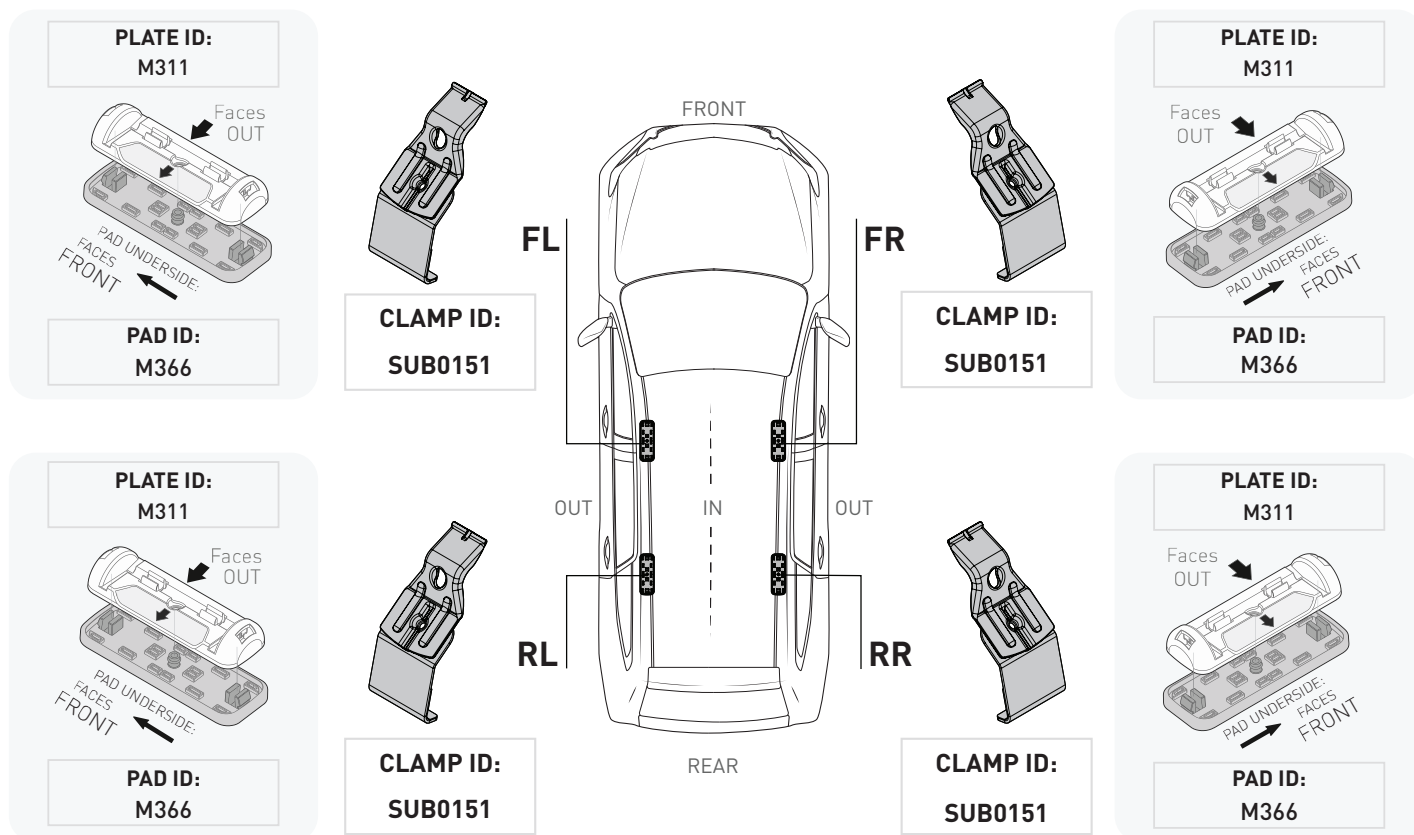
VISIT THE ONLINE
CALCULATOR FOR CURRENT
SYSTEM LOAD LIMIT DATA




DYNAMIC ROAD LOAD LIMIT (NOTE: DIFFERENT ON AND OFF ROAD CARGO LIMIT)
***USE THE VEHICLE MANUFACTURER'S MAXIMUM ROOF ALLOWANCE IF IT IS LOWER THAN THE FIGURE LISTED**

 LOAD LIMIT	 SYSTEM WEIGHT	 ON ROAD CARGO LIMIT	 OFF ROAD CARGO LIMIT (ON ROAD CARGO LIMIT / 2)
UP TO 60 kg * 132 lb	— 5 kg 11lb	= UP TO 55 kg 121 lb	OR UP TO 28 kg 61 lb

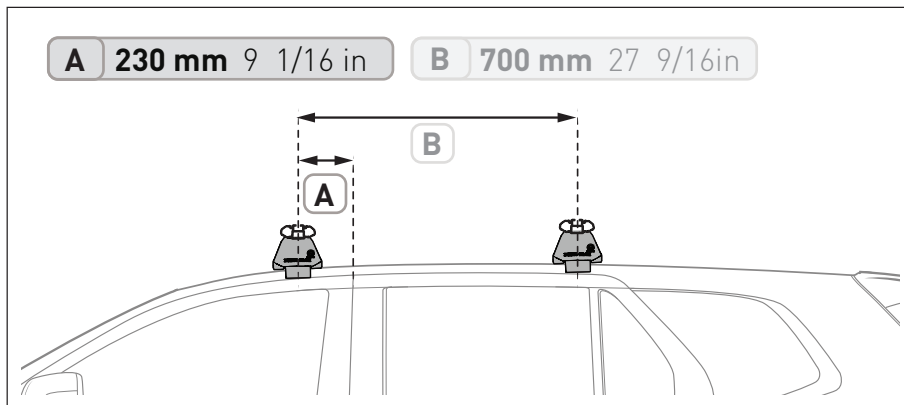
PAD AND CLAMP DETAILS



MEASUREMENT STRIPS



VEHICLE POSITIONING



NOTES FOR DEALERS / FITTERS

It is your responsibility to ensure these fitting instructions are given to the end user or client.

Document No: R4335
Issue No: 1
Issue Date: 18-Dec-24