




VEHICLE	KIT	CROSSBAR
Nissan Navara D40 Dual Cab	DK108	SZ137
RUNNING DATES	11/05 - 06/15	
VEHICLE NOTES	See Page 2 for instructions	

VISIT THE ONLINE
CALCULATOR FOR CURRENT
SYSTEM LOAD LIMIT DATA



DYNAMIC ROAD LOAD LIMIT (NOTE: DIFFERENT ON AND OFF ROAD CARGO LIMIT)
***USE THE VEHICLE MANUFACTURER'S MAXIMUM ROOF ALLOWANCE IF IT IS LOWER THAN THE FIGURE LISTED**

 LOAD LIMIT	 SYSTEM WEIGHT	 ON ROAD CARGO LIMIT	 OFF ROAD CARGO LIMIT (ON ROAD CARGO LIMIT / 2)
UP TO 75 kg * 165 lb	— 5 kg 11lb	= UP TO 70 kg 154 lb	OR UP TO 35 kg 77 lb

PAD AND CLAMP DETAILS

PLATE ID:
M311

PAD ID:
M366

CLAMP ID:
SUB0181

PLATE ID:
M311

PAD ID:
M366

CLAMP ID:
SUB0181

PLATE ID:
M311

PAD ID:
M366

CLAMP ID:
SUB0180

PLATE ID:
M311


PAD ID:
M366

CLAMP ID:
SUB0180

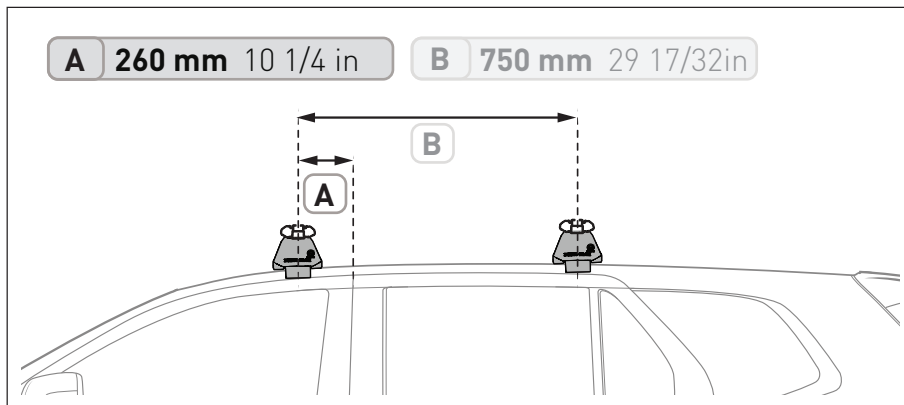
CLAMP ID:
SUB0180

CLAMP ID:
SUB0180

MEASUREMENT STRIPS



VEHICLE POSITIONING



NOTES FOR DEALERS / FITTERS

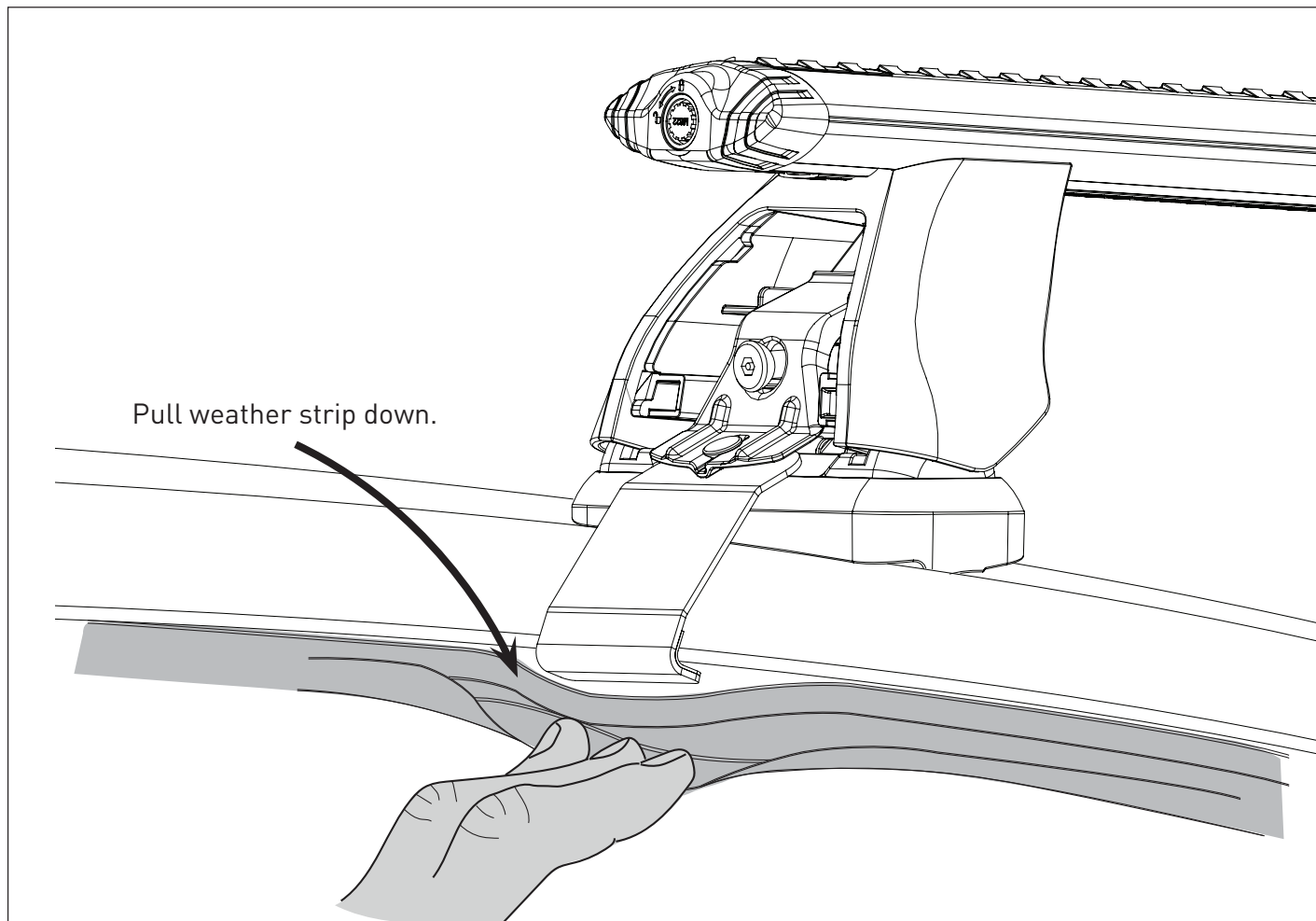
It is your responsibility to ensure these fitting instructions are given to the end user or client.

Document No: R4235
Issue No: 1
Issue Date: 07-Jan-25



VEHICLE		KIT	CROSSBAR
Nissan Navara D40 Dual Cab		DK108	SZ137
RUNNING DATES	11/05 - 06/15		
VEHICLE NOTES	See Page 2 for instructions		

DOOR SEAL INSTRUCTIONS



With doors open, gently pull the top weather strip down. Fit the two piece bracket assembly so the lower bracket sits above the rubber and hooks the radius of the vehicle roof. Fit the M8 attachment screw. Repeat for each side, front & rear of vehicle.

NOTES FOR DEALERS / FITTERS

It is your responsibility to ensure these fitting instructions are given to the end user or client.