



VEHICLE	KIT	CROSSBAR
Mazda Bravo 4dr Dual Cab	DK088	SZ126
RUNNING DATES	2/99 - 11/06	
VEHICLE NOTES		

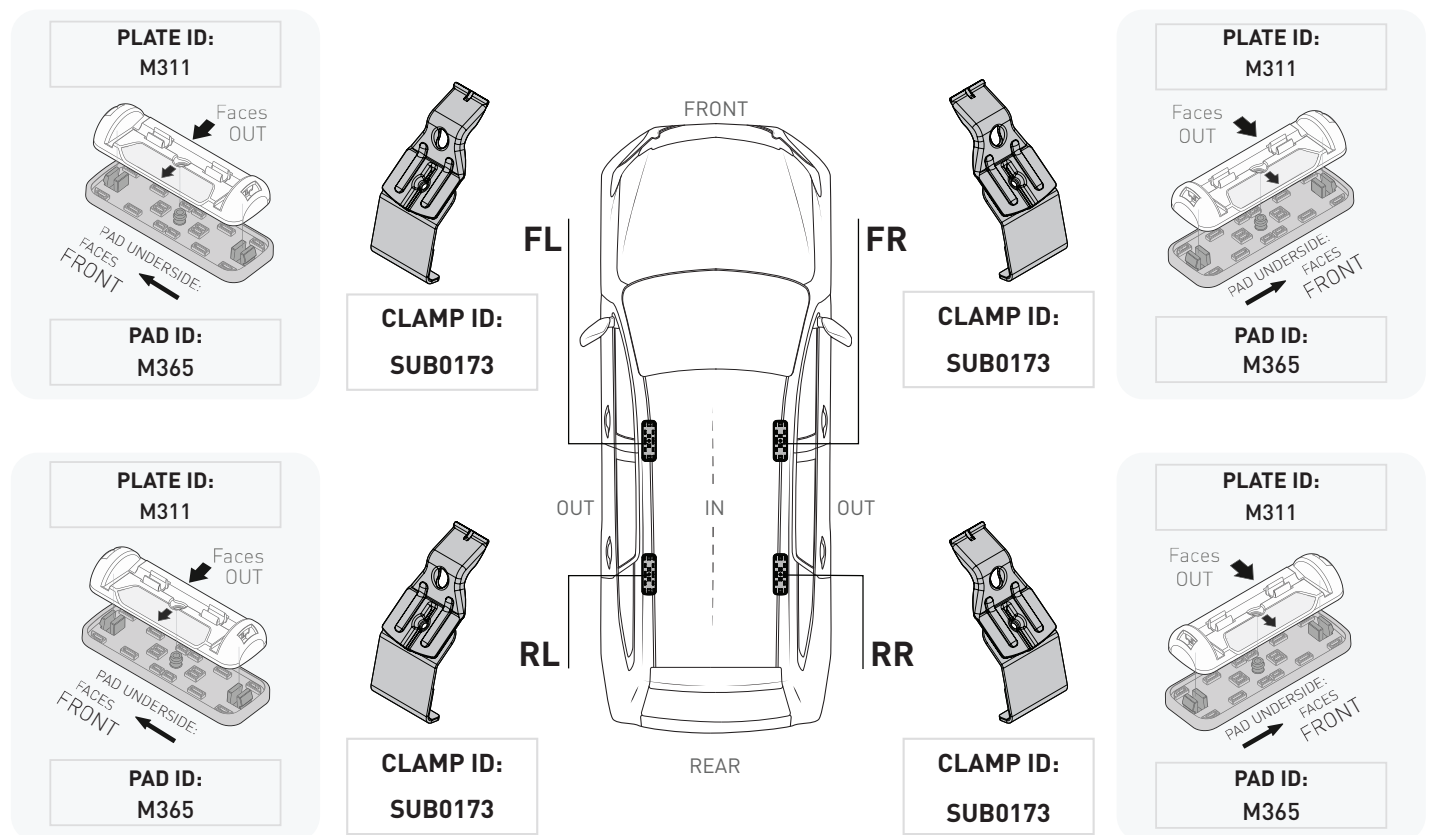
VISIT THE ONLINE
CALCULATOR FOR CURRENT
SYSTEM LOAD LIMIT DATA



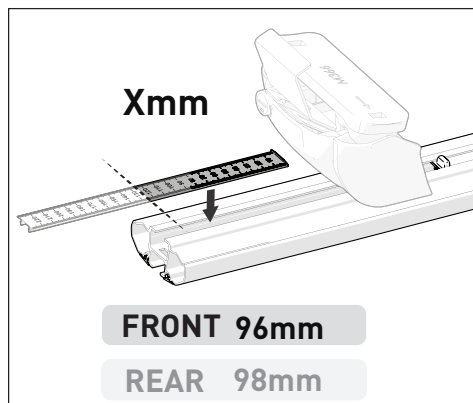
DYNAMIC ROAD LOAD LIMIT (NOTE: DIFFERENT ON AND OFF ROAD CARGO LIMIT)
***USE THE VEHICLE MANUFACTURER'S MAXIMUM ROOF ALLOWANCE IF IT IS LOWER THAN THE FIGURE LISTED**

 LOAD LIMIT	 SYSTEM WEIGHT	 ON ROAD CARGO LIMIT	 OFF ROAD CARGO LIMIT (ON ROAD CARGO LIMIT / 2)
UP TO 50 kg * 110 lb	— 5 kg 11 lb	= UP TO 45 kg 99 lb	OR UP TO 23 kg 50 lb

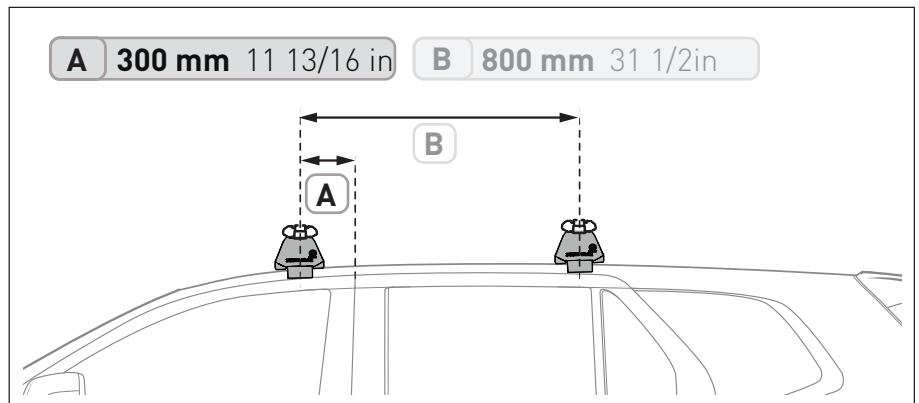
PAD AND CLAMP DETAILS



MEASUREMENT STRIPS



VEHICLE POSITIONING



NOTES FOR DEALERS / FITTERS

It is your responsibility to ensure these fitting instructions are given to the end user or client.

Document No: R4227
Issue No: 1
Issue Date: 08-Jan-25