




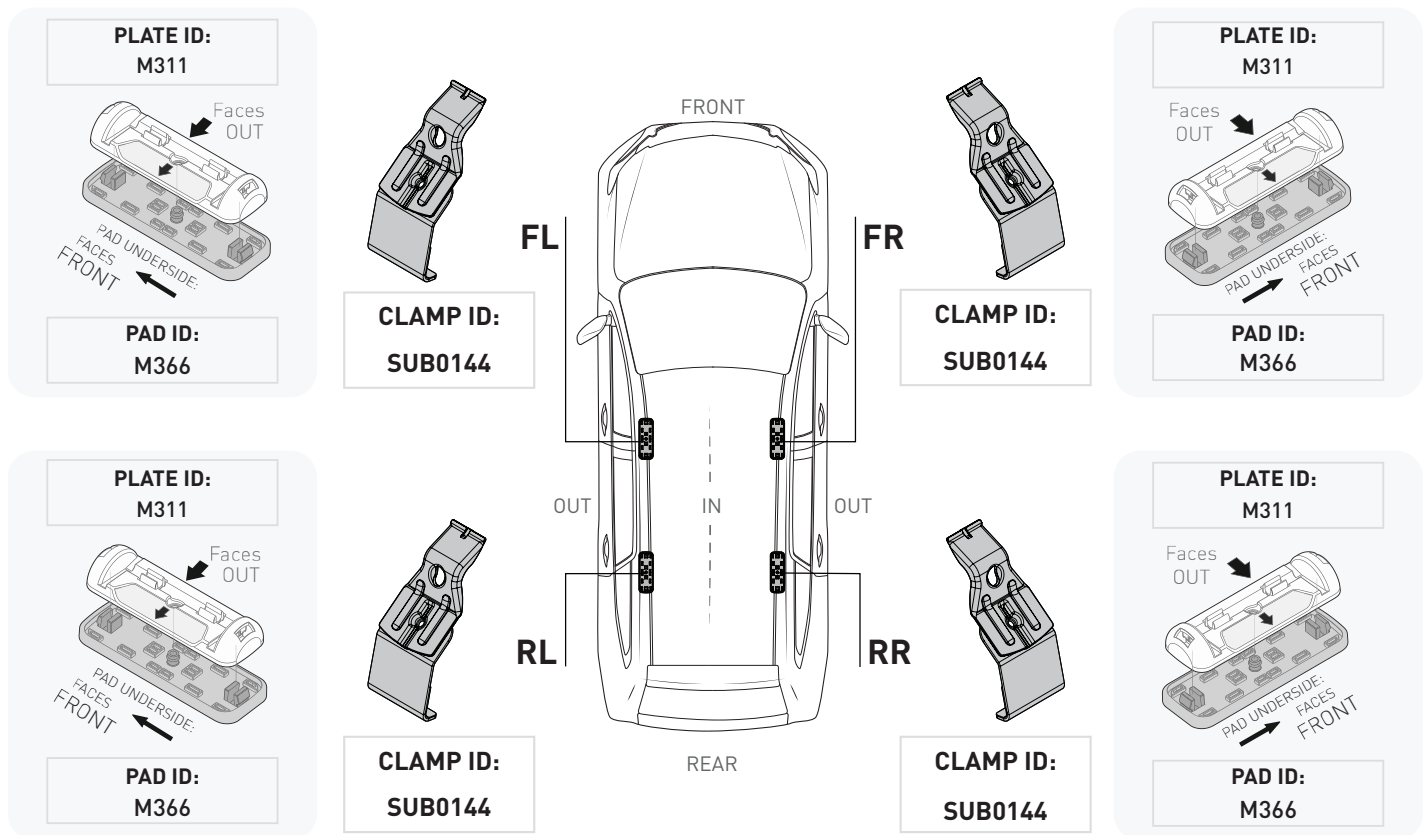


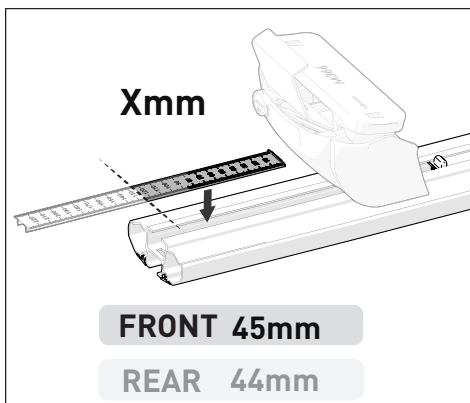


| VEHICLE  | KIT    | CROSSBAR |
|--|--------|----------|
| Mitsubishi Grandis 4dr wagon   | DK046  | SZ126    |
| RUNNING DATES  | 04 -10 |          |
| VEHICLE NOTES  |        |          |
| <div><div><div>VISIT THE ONLINE CALCULATOR FOR CURRENT SYSTEM LOAD LIMIT DATA</div><div></div></div><div><div><div><div><div><br/>LOAD LIMIT</div><div><br/>SYSTEM WEIGHT</div><div><br/>ON ROAD CARGO LIMIT</div><div><br/>OFF ROAD CARGO LIMIT<br/>(ON ROAD CARGO LIMIT / 2)</div></div><div><div>UP TO <b>60 kg *</b><br/><b>132 lb</b></div><div><b>— 5 kg</b><br/><b>11lb</b></div><div><b>=</b></div><div><div>UP TO <b>55 kg</b><br/><b>121 lb</b></div><div><b>OR</b></div><div>UP TO <b>28 kg</b><br/><b>61 lb</b></div></div></div></div></div><div><div><div><b>DYNAMIC ROAD LOAD LIMIT</b> (NOTE: DIFFERENT ON AND OFF ROAD CARGO LIMIT)<br/><b>*USE THE VEHICLE MANUFACTURER'S MAXIMUM ROOF ALLOWANCE IF IT IS LOWER THAN THE FIGURE LISTED</b></div></div></div></div></div> |        |          |

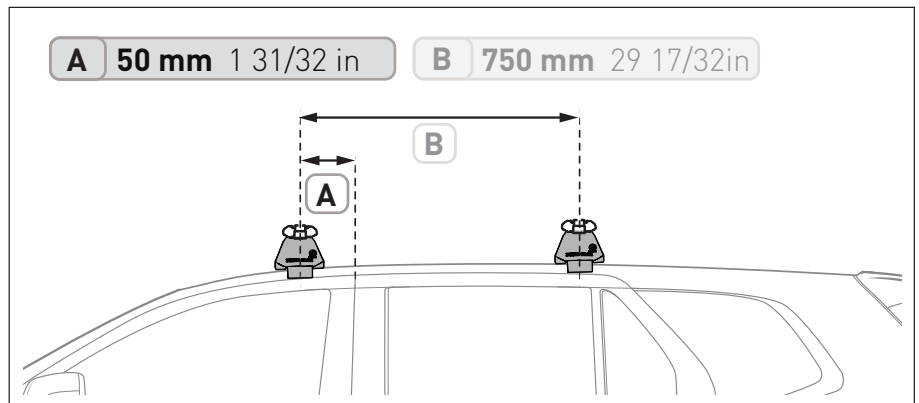
### PAD AND CLAMP DETAILS



### MEASUREMENT STRIPS



### VEHICLE POSITIONING



### NOTES FOR DEALERS / FITTERS

It is your responsibility to ensure these fitting instructions are given to the end user or client.