




VEHICLE	KIT	CROSSBAR
Mitsubishi Triton dual cab ute	DK040	SZ126
RUNNING DATES	11/96- 07/06	
VEHICLE NOTES		

VISIT THE ONLINE
CALCULATOR FOR CURRENT
SYSTEM LOAD LIMIT DATA



DYNAMIC ROAD LOAD LIMIT (NOTE: DIFFERENT ON AND OFF ROAD CARGO LIMIT)

***USE THE VEHICLE MANUFACTURER'S MAXIMUM ROOF ALLOWANCE IF IT IS LOWER THAN THE FIGURE LISTED**

 LOAD LIMIT	 SYSTEM WEIGHT	 ON ROAD CARGO LIMIT	 OFF ROAD CARGO LIMIT (ON ROAD CARGO LIMIT / 2)
UP TO 75 kg * 165 lb	— 5 kg 11lb	= UP TO 70 kg 154 lb	OR UP TO 35 kg 77 lb

PAD AND CLAMP DETAILS

PLATE ID:
M311

PAD ID:
M367

CLAMP ID:
SUB0146

PLATE ID:
M311

PAD ID:
M367

CLAMP ID:
SUB0146

PLATE ID:
M311

PAD ID:
M367


CLAMP ID:
SUB0146

PLATE ID:
M311

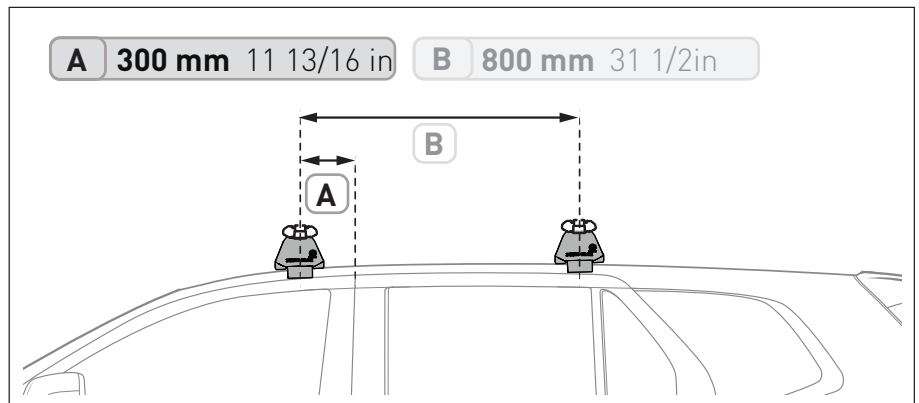
PAD ID:
M367

CLAMP ID:
SUB0146

MEASUREMENT STRIPS



VEHICLE POSITIONING



NOTES FOR DEALERS / FITTERS

It is your responsibility to ensure these fitting instructions are given to the end user or client.

Document No: R4156

Issue No: 1

Issue Date: 17-Dec-24