



VEHICLE	KIT	CROSSBAR
Toyota Hilux Dual Cab - Front Bar	DK031H	SZ126
RUNNING DATES	04/2005-	
VEHICLE NOTES	SEE PAGE 02 FOR REAR SINGLE BAR FIT	

VISIT THE ONLINE  
CALCULATOR FOR CURRENT  
SYSTEM LOAD LIMIT DATA



**DYNAMIC ROAD LOAD LIMIT (NOTE: DIFFERENT ON AND OFF ROAD CARGO LIMIT)**  
**\*USE THE VEHICLE MANUFACTURER'S MAXIMUM ROOF ALLOWANCE IF IT IS LOWER THAN THE FIGURE LISTED**



LOAD LIMIT

UP TO **35 kg \***  
**77 lb**



SYSTEM WEIGHT

— **32.5 kg** =  
**6 lb**



ON ROAD CARGO LIMIT

UP TO **33 kg**  
**72 lb**

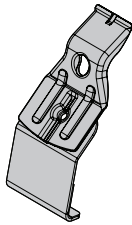
OR



OFF ROAD CARGO LIMIT  
(ON ROAD CARGO LIMIT / 2)

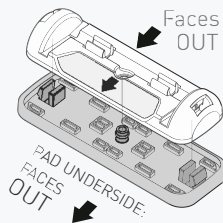
UP TO **22 kg**  
**48 lb**

### PAD AND CLAMP FRONT DETAILS

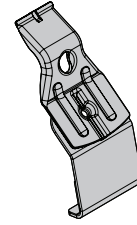
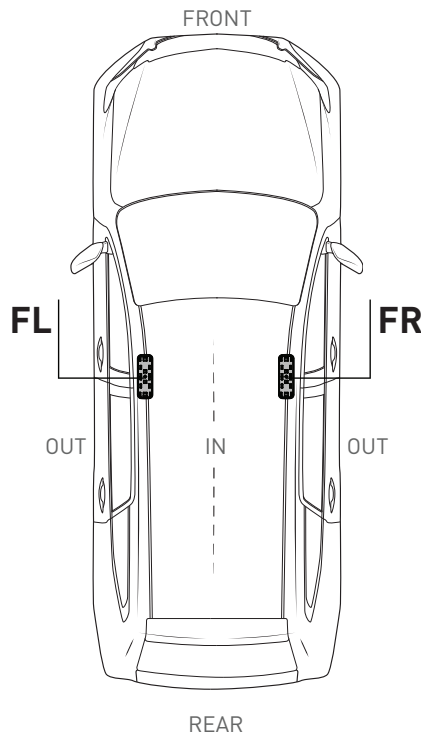


**CLAMP ID:**  
**SUB0144**

**PLATE ID:**  
**M311**

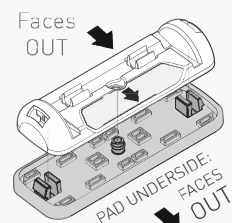


**PAD ID:**  
**M368**



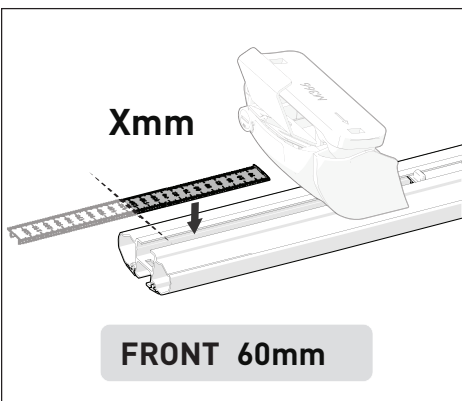
**CLAMP ID:**  
**SUB0144**

**PLATE ID:**  
**M311**

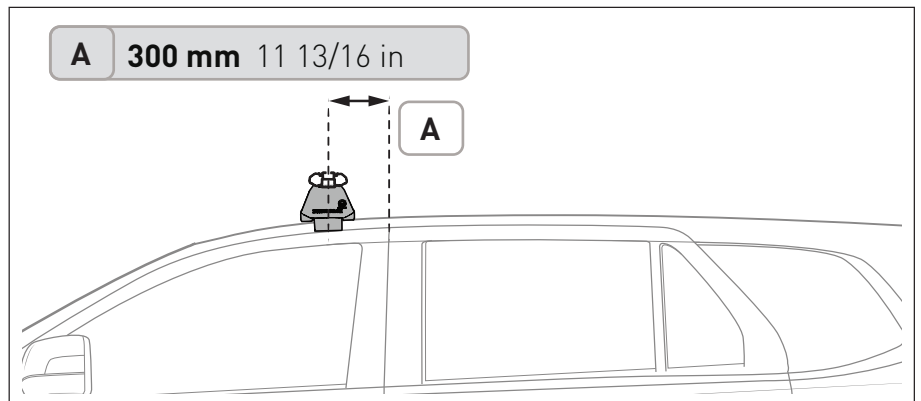


**PAD ID:**  
**M368**

### MEASUREMENT STRIPS




### VEHICLE POSITIONING





VEHICLE	KIT	CROSSBAR
Toyota Hilux Dual Cab - Rear Bar	DK031H	SZ126
RUNNING DATES	04/2005-	
VEHICLE NOTES		

VISIT THE ONLINE  
CALCULATOR FOR CURRENT  
SYSTEM LOAD LIMIT DATA



### DYNAMIC ROAD LOAD LIMIT (NOTE: DIFFERENT ON AND OFF ROAD CARGO LIMIT)

**\*USE THE VEHICLE MANUFACTURER'S MAXIMUM ROOF ALLOWANCE IF IT IS LOWER THAN THE FIGURE LISTED**



LOAD LIMIT

UP TO **35 kg \***  
**77 lb**



SYSTEM WEIGHT

**— 32.5 kg —**  
**6 lb —**



ON ROAD CARGO LIMIT

UP TO **33 kg**  
**72 lb**

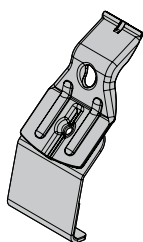
OR



OFF ROAD CARGO LIMIT  
(ON ROAD CARGO LIMIT / 2)

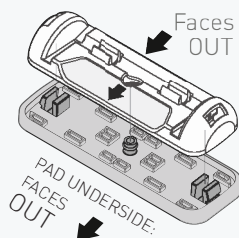
UP TO **22 kg**  
**48 lb**

### PAD AND CLAMP REAR DETAILS

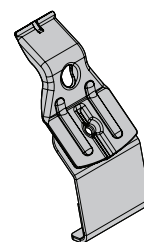
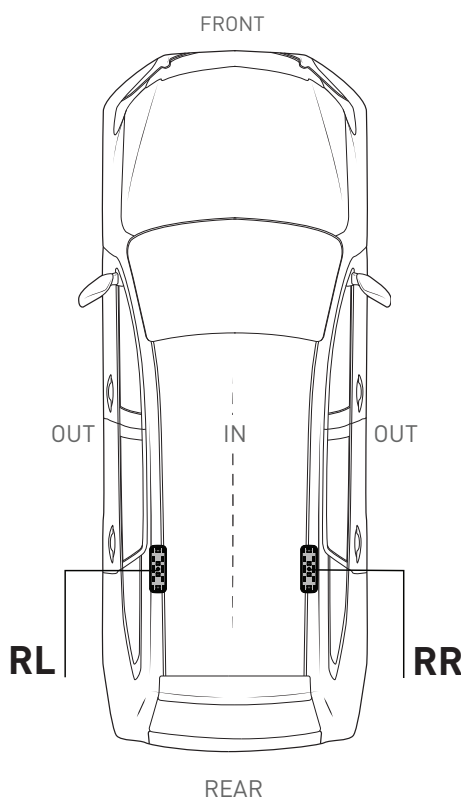


**CLAMP ID:**  
**SUB0144**

**PLATE ID:**  
**M311**

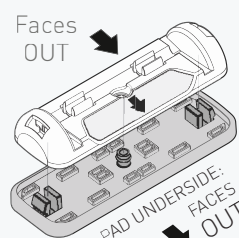


**PAD ID:**  
**M368**



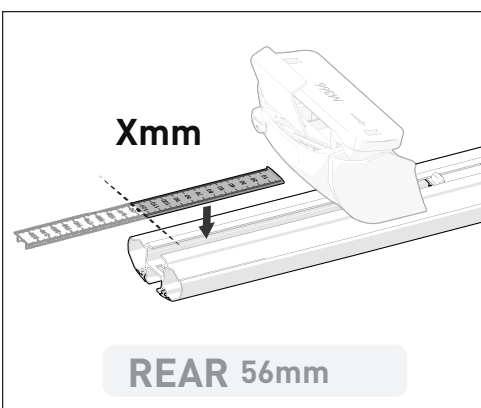
**CLAMP ID:**  
**SUB0144**

**PLATE ID:**  
**M311**



**PAD ID:**  
**M368**

### MEASUREMENT STRIPS



### VEHICLE POSITIONING

