

RHINO-RACK

RVP Supplement - Subaru Impreza Hatch/ Sport 2017 on

Important:

Please read these instructions carefully prior to installation.

Please refer to your fitting instruction to ensure that the Roof Rack System is installed in the correct location.

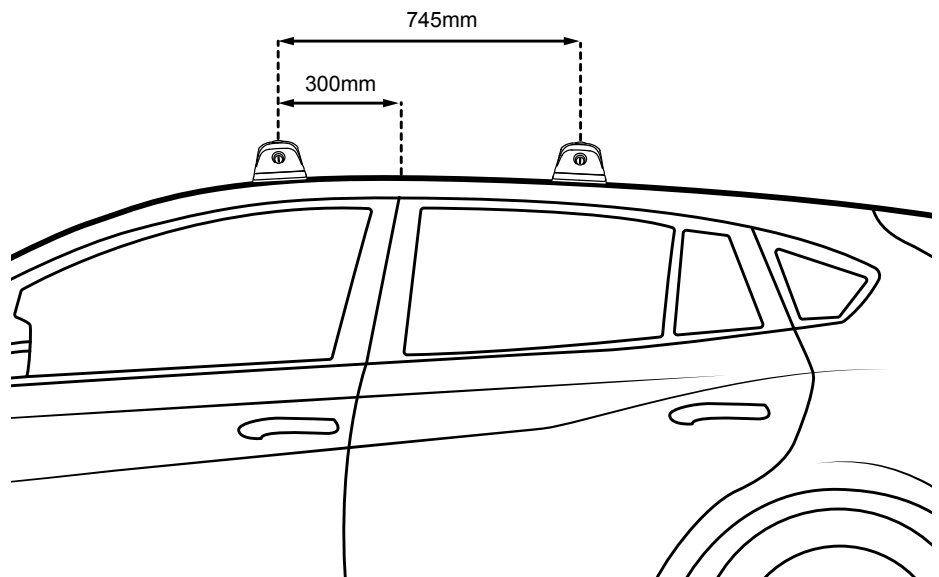
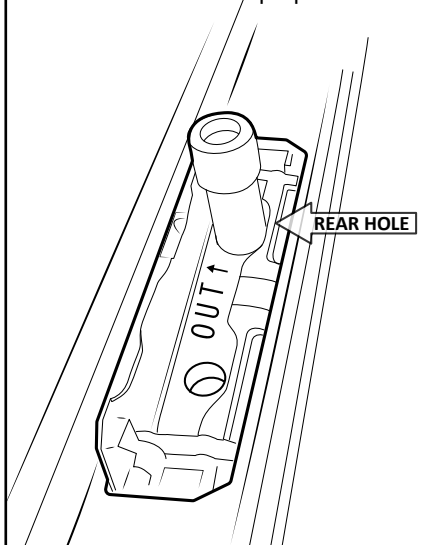
Check the contents of kit before commencing fitment and report any discrepancies.

Place these instructions in the vehicle's glove box after installation is complete.

Maximum load carrying capacity: 75kg / 165lbs.

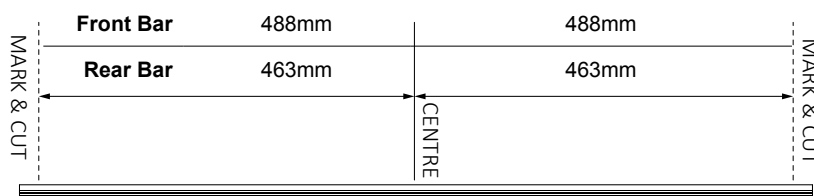
Build the crossbar assembly as per RVL/ RCL instructions.

Use REAR mount point of the two available under each flip-up window.



Leg kit	RVL4	Leg kit	RCL4	Leg kit	RCL4
Front bar	976mm	VA Bar	VA126	HD Bar	RB1250
Rear bar	926mm	Base kit	RCP57-BK	Spacers	QMHD05
Base kit	RCP57-BK	Front Wedge	SUB0671	Base kit	RCP57-BK
Front Wedge	SUB0671			Front Wedge	SUB0671

Note Vortex crossbars can be cut to length to fit this vehicle. Measure the desired length out **from the centre of the Vortex Bar** and create a reference with a marker. Carefully cut the bar at these markings using a Saw with an Alloy Cutting Blade.



Cut the Bar at the required length.

