



RHINO-RACK

RVP05 Supplement - Range Rover 08/02 - 01/12 3 Bar

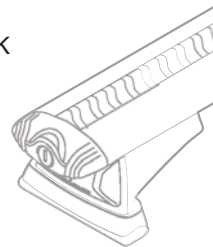
Important: Please read these instructions carefully prior to installation.
Please refer to your fitting instruction to ensure that the Roof Rack System is installed in the correct location.
Check the contents of kit before commencing fitment and report any discrepancies.
Place these instructions in the vehicle's glove box after installation is complete.

Maximum load carrying capacity: 100kg/ 220lbs - 3 crossbars.

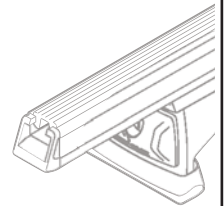
Leg kit: RVL6
Front bar: 1081mm
Middle: 1051mm
Rear bar: 1003mm
Base kit: RCP05-BK



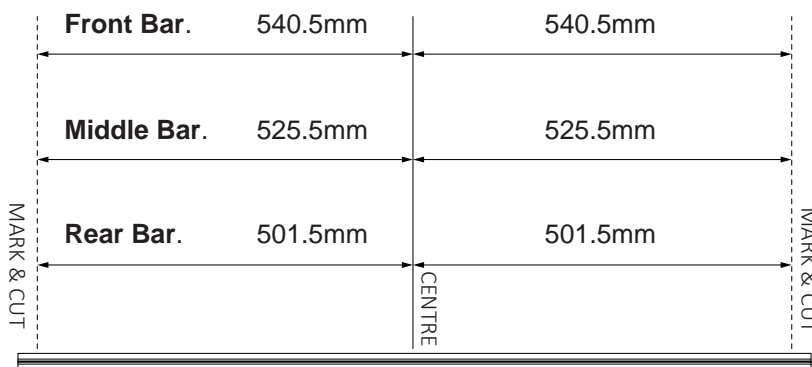
Leg kit: RCL6
VA Bar: VA137S/B
Base kit: RCP05-BK



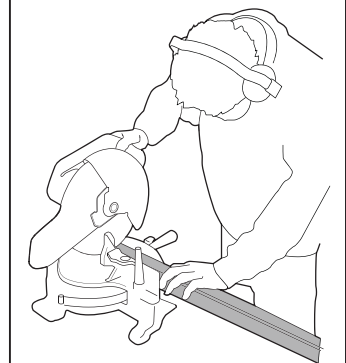
Leg kit: RCL6
HD Bar: RB1375S/B
Spacers: QMHD05
Base kit: RCP05-BK



Note Vortex crossbars can be cut to length to fit this vehicle. Measure the desired length out **from the centre of the Vortex Bar** and create a reference with a marker. Carefully cut the bar at these markings using a Saw with an Alloy Cutting Blade.



Cut the Bar at the required length.



Note for dealers when altering a RSP kits:

Add 38mm to sports bar measurement for RVL.

Add 40mm to sports bar measurement for RVH.

Prepared By: Kayle Everett

Authorised: Chris Murty

Document: R1378

Date: 01/06/17 Issue: 01