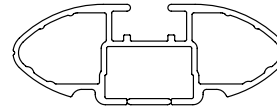


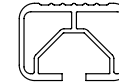


Rhino Rack 2500 Series - DK505 instruction

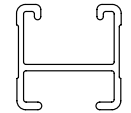
CROSSBAR IDENTIFICATION



VA crossbar



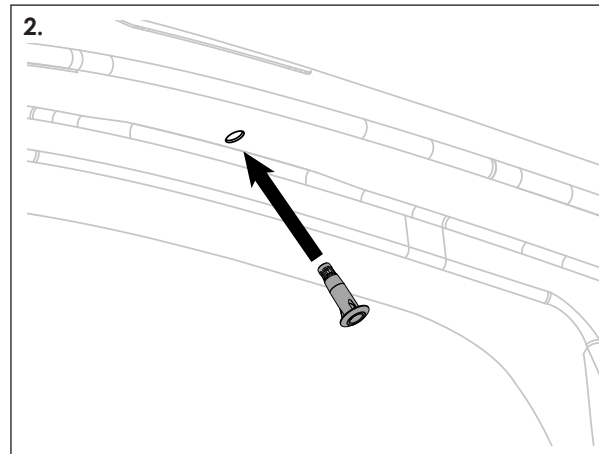
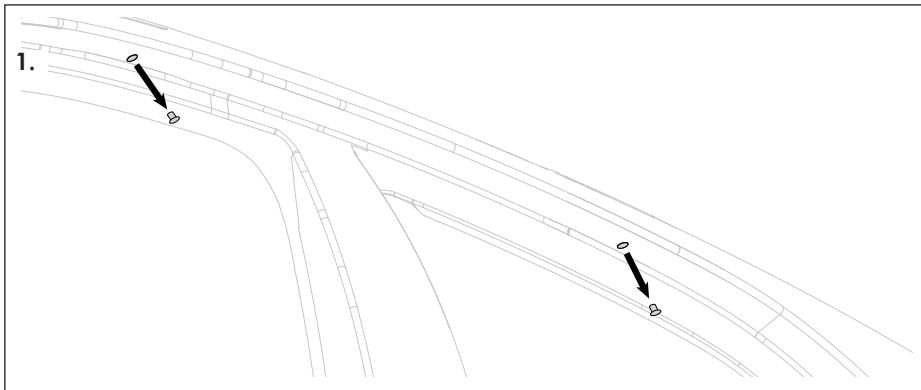
EURO crossbar



HD crossbar

Vehicle	Date	Crossbar	FRONT CROSSBAR					REAR CROSSBAR						
			Front Right Pad/Clamp	Front Left Pad/Clamp	Measurement strip length per side	Measurement Distance (x)	Foot plate arrow direction	Rear Right Pad/Clamp	Rear Left Pad/Clamp	Measurement strip length per side	Measurement Distance (x)	Foot plate arrow direction		
Toyota Corolla Gen 12 5dr Hatch	08/18 on	1180mm	M951 SUB0822	M950 SUB0822	170mm	115mm	908mm/ 35 3/4"	OUT	M953 SUB0823	M952 SUB0823	156mm	101mm	882mm/ 34 3/4"	OUT
			Arrow FORWARD						Arrow FORWARD					

- 1: Remove the plastic plugs from within door frames as shown. Store in a safe place.
- 2: Insert the locator pins from this kit (90467-06207 pin) in their place.





Rhino Rack 2500 Series - DK505 instruction

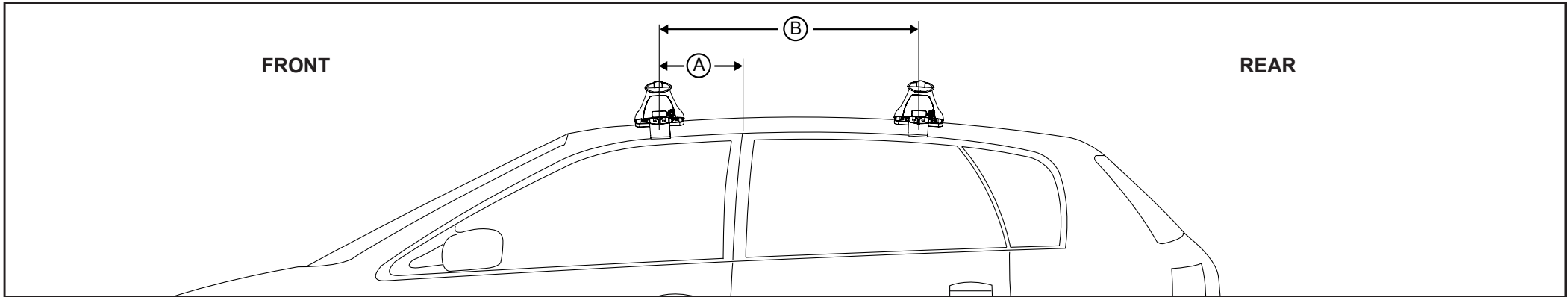
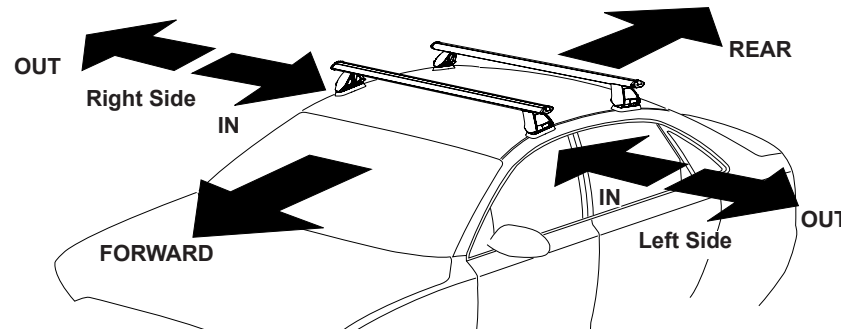
Measurement A: CENTRE of door jamb to CENTRE arrow of leg foot plate.

Measurement B: CENTRE of Front leg foot plate arrow to CENTRE of Rear leg foot plate arrow.

Carrying capacity: Roof rack is rated up to 75kg. Please refer to manufacturers handbook for your vehicles maximum roof load capacity. Always use the lower of the two figures.

If your vehicle is not listed on this fitting instruction please refer to your countries Rhino-Rack web site for the latest information.

Direction of Pad Arrow and Foot Plate Arrow



VEHICLE	Date	Measurement A	Measurement B	Load Rating up to (includes racks 5kg/ 11lbs)
Toyota Corolla Gen 12 5dr Hatch	08/18 on	287mm / 11 5/16"	718mm / 28 1/4"	75kg / 165lbs