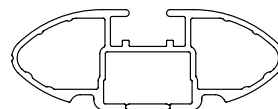




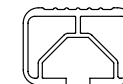
Rhino Rack 2500 Series - DK466M instruction

CONTROLLED

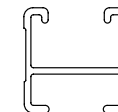
CROSSBAR IDENTIFICATION



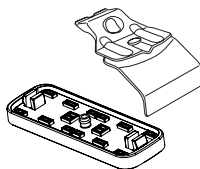
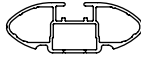


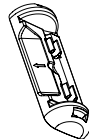
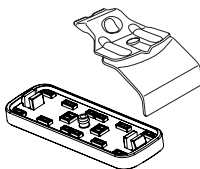
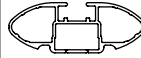


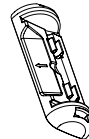
VA crossbar



EURO crossbar



HD crossbar

			MIDDLE CROSSBAR						REAR CROSSBAR					
														
Vehicle	Date	Crossbar	Front Right Pad/Clamp	Front Left Pad/Clamp	Measurement strip length per side	Measurement strip length per side	Measurement Distance (x)	Foot plate arrow direction	Rear Right Pad/Clamp	Rear Left Pad/Clamp	Measurement strip length per side	Measurement strip length per side	Measurement Distance (x)	Foot plate arrow direction
KIA Picanto Gen 2 5dr Hatch	2011-	1180mm	M368 SUB0371	M368 SUB0371	155mm	100mm	878mm / 34,9/16"	OUT	-	-	-	-	-	-
			Pad Arrow OUT						-					



Rhino Rack 2500 Series - DK466M instruction

CONTROLLED

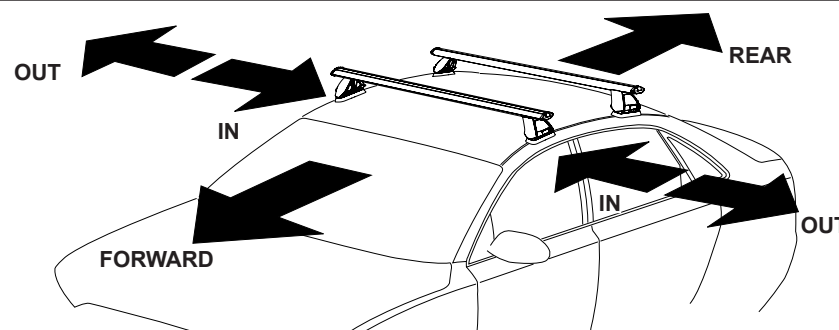
Measurement A: CENTRE of door jamb to CENTRE arrow of leg foot plate.

Measurement B: CENTRE of Front leg foot plate arrow to CENTRE of Rear leg foot plate arrow.

Carrying capacity: Roof rack is rated up to 75kg. Please refer to manufacturers handbook for your vehicles maximum roof load capacity. Always use the lower of the two figures.

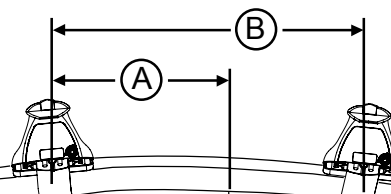
If your vehicle is not listed on this fitting instruction please refer to your countries Rhino-Rack web site for the latest information.

Direction of Pad Arrow and Foot Plate Arrow



FRONT

REAR



VEHICLE	Date	Measurement A	Measurement B	Load Rating up to (includes racks 5kg/ 11lbs)
KIA Picanto Gen 2 5dr Hatch	2011 -	0mm / 0"	-	30kg / 66lbs