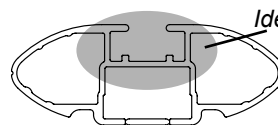


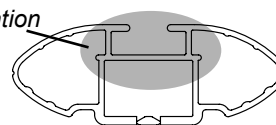


# DK391 Rhino-Rack VA, DA, Euro & HD crossbar instruction

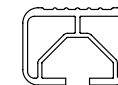
## IDENTIFICATION CHART



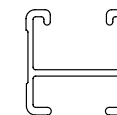
VA crossbar



DA crossbar



EURO crossbar



HD crossbar

		FRONT CROSSBAR						REAR CROSSBAR							
Vehicle	Date	Crossbar	Front Right Pad/Clamp	Front Left Pad/Clamp	Measurement strip length per side	Measurement strip length per side	Measurement Distance (x)	Foot plate arrow direction	Rear Right Pad/Clamp	Rear Left Pad/Clamp	Measurement strip length per side	Measurement strip length per side	Measurement Distance (x)	Foot plate arrow direction	
Nissan Pulsar 5dr hatch	06/13-	1180mm	M415 SUB0538	M414 SUB0538	209mm	154mm	986mm / 38,13/16"	OUT	M368 SUB0369	M368 SUB369	192mm	137mm	952mm / 37,31/64"	IN	
			Pad Arrow OUT						Pad Arrow OUT						



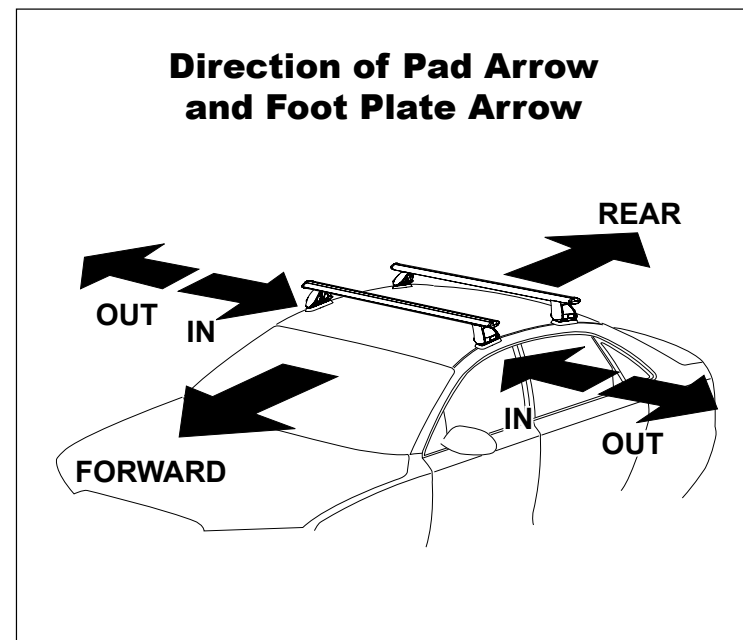
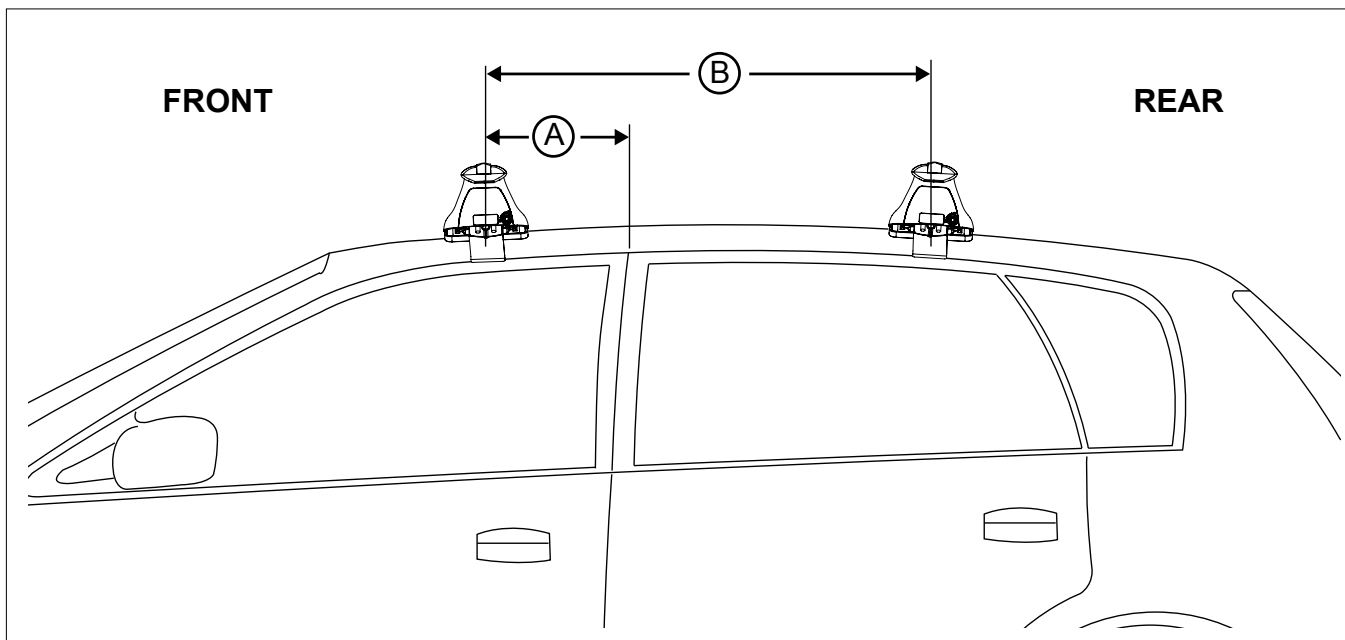
# DK391 Rhino-Rack VA, DA, Euro & HD crossbar instruction

**Measurement A:** CENTRE of door jamb to CENTRE arrow of leg foot plate.

**Measurement B:** CENTRE of Front leg foot plate arrow to CENTRE of Rear leg foot plate arrow.

**Carrying capacity:** Roof rack is rated to 75kg. Please refer to manufacturers handbook for your vehicles maximum roof load capacity. Always use the lower of the two figures.

If your vehicle is not listed on this fitting instruction please refer to your countries Rhino-Rack web site for the latest information.



VEHICLE	Date	Measurement A	Measurement B	Load Rating (includes racks 5kg/ 11lbs)
Nissan Pulsar 5dr hatch	06/13-	150mm / 5,29/32"	700mm / 27,9/16"	75kg / 165lbs