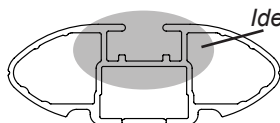


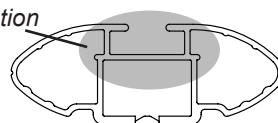


# DK217 Rhino-Rack VA, Aero, Euro & HD crossbar instruction

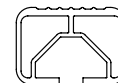
## IDENTIFICATION CHART



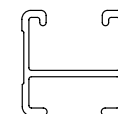
VA crossbar



AERO crossbar

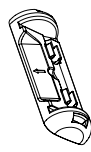
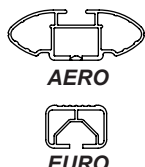
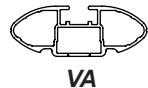
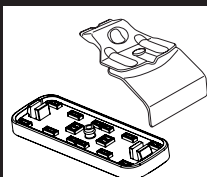


EURO crossbar

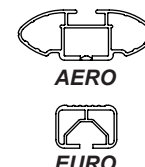
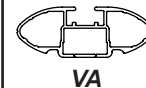
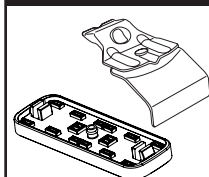


HD crossbar

### FRONT CROSSBAR



### REAR CROSSBAR



Vehicle	Date	Crossbar	Front Right Pad/Clamp	Front Left Pad/Clamp	Measurement strip length per side	Measurement strip length per side	Measurement Distance ( x )	Foot plate arrow direction	Rear Right Pad/Clamp	Rear Left Pad/Clamp	Measurement strip length per side	Measurement strip length per side	Measurement Distance ( x )	Foot plate arrow direction
Mitsubishi Lancer Sport-back 5dr hatch	2010-	1260mm	M506 SUB0145	M505 SUB0145	164mm	51mm	976mm / 38,27/64"	OUT	M505 SUB0151	M506 SUB0151	152mm	39mm	952mm / 37,31/64"	OUT
			Arrow OUT						Arrow OUT					



## DK217 Rhino-Rack VA, Aero, Euro & HD crossbar instruction

**Measurement A:** CENTRE of door jamb to CENTRE arrow of leg foot plate.


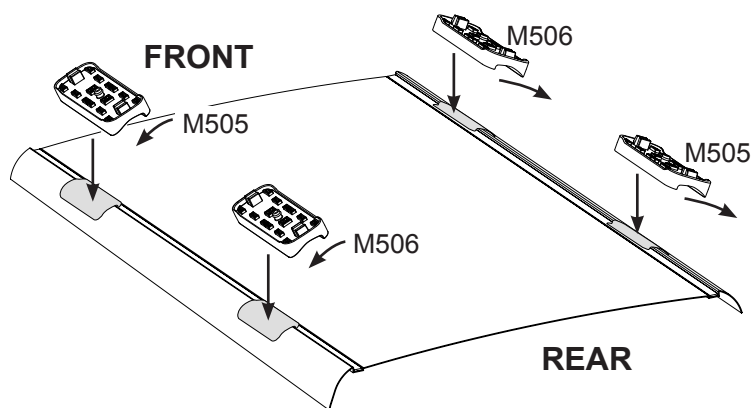
**Measurement B:** CENTRE of Front leg foot plate arrow to CENTRE of Rear leg foot plate arrow.

**Carrying capacity:** Roof rack is rated to 75kg. Please refer to manufacturers handbook for your vehicles maximum roof load capacity. Always use the lower of the two figures.

If your vehicle is not listed on this fitting instruction please refer to your countries Rhino-Rack web site for the latest information.

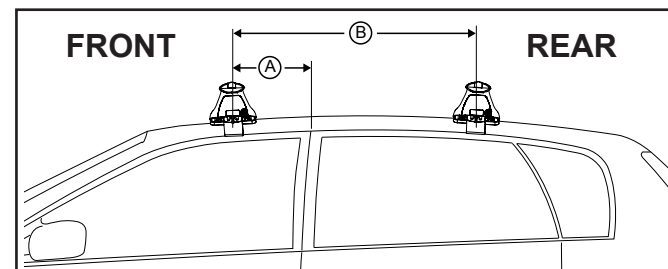
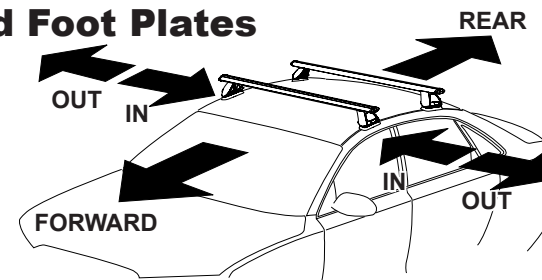
### Fitting Note.

Pad M505, FRONT Left, Arrow facing out.  
Pad M506, FRONT Right, Arrow facing out.  
Pad M505, REAR Right, Arrow facing out.  
Pad M506, REAR Left, Arrow facing out.



Front left pad M505 shown.

### Direction of Pad, Arrow and Foot Plates



VEHICLE	Date	Measurement A	Measurement B	Load Rating (includes racks 5kg/11lbs)
Mitsubishi Lancer Sportback 5dr hatch	2010-	230mm / 9,1/16"	650mm / 25,19/32"	50kg / 110lbs