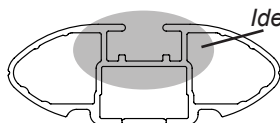


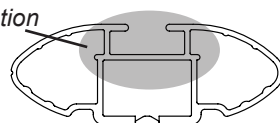


DK211 Rhino-Rack VA, Aero, Euro & HD crossbar instruction

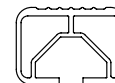
IDENTIFICATION CHART



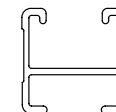
VA crossbar



AERO crossbar



EURO crossbar



HD crossbar

FRONT CROSSBAR

REAR CROSSBAR

| Vehicle | Date | Crossbar | FRONT CROSSBAR | | | | | REAR CROSSBAR | | | | | | |
|----------------------|---------|----------|------------------------|-----------------------|-----------------------------------|-----------------------------------|----------------------------|----------------------------|-----------------------|----------------------|-----------------------------------|-----------------------------------|----------------------------|----------------------------|
| | | | Front Right Pad/ Clamp | Front Left Pad/ Clamp | Measurement strip length per side | Measurement strip length per side | Measurement Distance (x) | Foot plate arrow direction | Rear Right Pad/ Clamp | Rear Left Pad/ Clamp | Measurement strip length per side | Measurement strip length per side | Measurement Distance (x) | Foot plate arrow direction |
| Infiniti G 4dr sedan | 2007-13 | 1180mm | M506 SUB0176 | M505 SUB0176 | 184mm | 129mm | 936mm / 36,27/32" | OUT | M505 SUB0151 | M506 SUB0151 | 171mm | 116mm | 910mm / 35,53/64" | OUT |
| | | | Arrow OUT | | | | | | Arrow OUT | | | | | |
| | | | | | | | | | | | | | | |
| | | | | | | | | | | | | | | |
| | | | | | | | | | | | | | | |
| | | | | | | | | | | | | | | |



DK211 Rhino-Rack VA, Aero, Euro & HD crossbar instruction

Measurement A: CENTRE of door jamb to CENTRE arrow of leg foot plate.

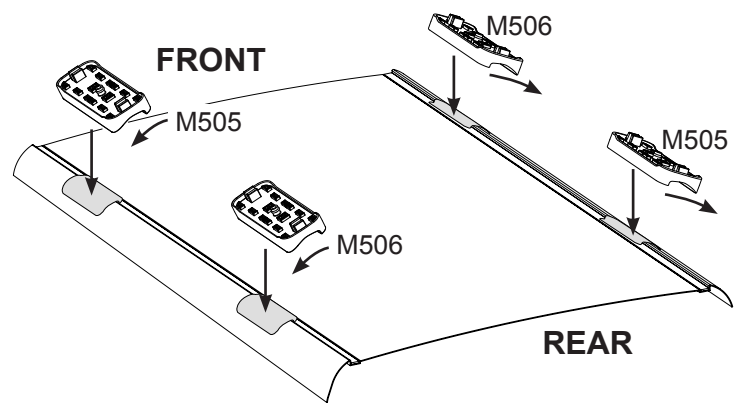
Measurement B: CENTRE of Front leg foot plate arrow to CENTRE of Rear leg foot plate arrow.

Carrying capacity: Roof rack is rated to 75kg. Please refer to manufacturers handbook for your vehicles maximum roof load capacity. Always use the lower of the two figures.

If your vehicle is not listed on this fitting instruction please refer to your countries Rhino-Rack web site for the latest information.

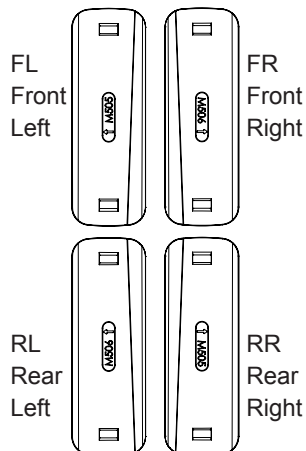
Placement of pads:

- Pad M505, FRONT Left of vehicle, Arrow facing outward.
- Pad M506, FRONT Right of vehicle, Arrow facing outward.
- Pad M505, REAR Right of vehicle, Arrow facing outward.
- Pad M506, REAR Left of vehicle, Arrow facing outward.

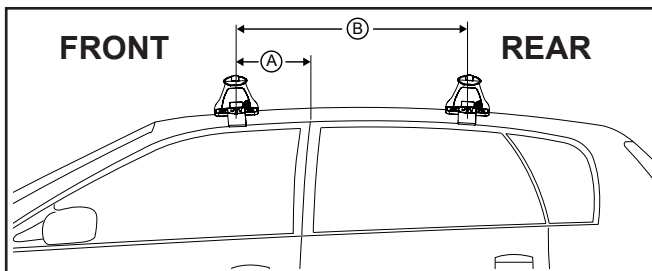
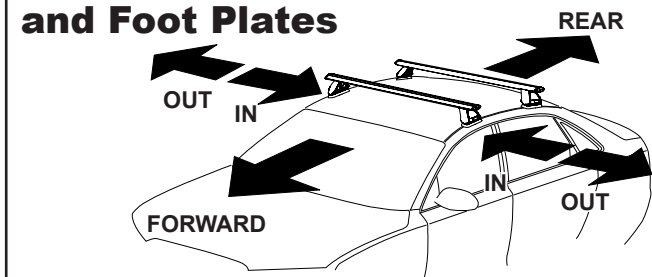


Pad orientation:

Arrows on all pads face to outside of vehicle when installed.
(Underside of pads shown).



Direction of Pad, Arrow and Foot Plates



| VEHICLE | Date | Measurement A | Measurement B | Load Rating (includes racks 5kg/ 11lbs) |
|----------------------|---------|------------------|-----------------|---|
| Infiniti G 4dr sedan | 2007-13 | 210mm / 8,17/64" | 670mm / 26,3/8" | 60kg / 132lbs |
| | | | | |
| | | | | |
| | | | | |
| | | | | |