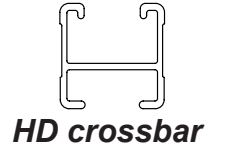
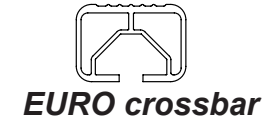

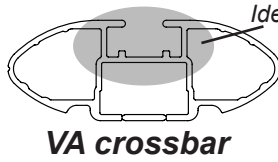




DK187 Rhino-Rack VA, Aero, Euro & HD crossbar instruction

IDENTIFICATION CHART



Vehicle	Date	Crossbar	FRONT CROSSBAR					REAR CROSSBAR						
			Front Right Pad/ Clamp	Front Left Pad/ Clamp	Measurement strip length per side	Measurement strip length per side	Measurement Distance (x)	Foot plate arrow direction	Rear Right Pad/ Clamp	Rear Left Pad/ Clamp	Measurement strip length per side	Measurement strip length per side	Measurement Distance (x)	Foot plate arrow direction
Chevrolet Impala 4dr Sedan	2006-13	1260mm	M282 SUB0194	M281 SUB0194	158mm	45mm	964mm / 37,61/64"	OUT	M284 SUB0194	M283 SUB0194	142mm	29mm	932mm / 36,11/16"	OUT
			Arrow FORWARD						Arrow FORWARD					



DK187 Rhino-Rack VA, Aero, Euro & HD crossbar instruction

Measurement A: CENTRE of door jamb to CENTRE arrow of leg foot plate.

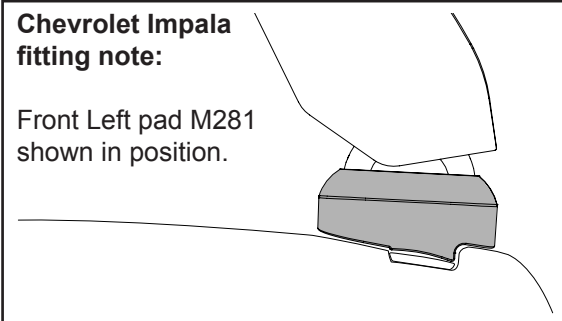
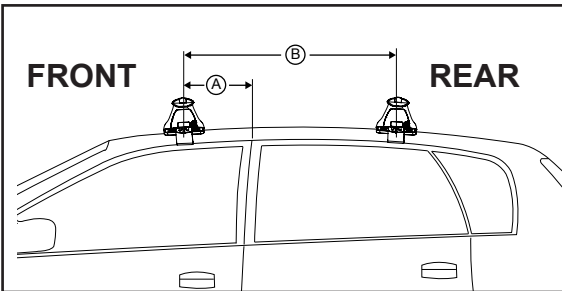
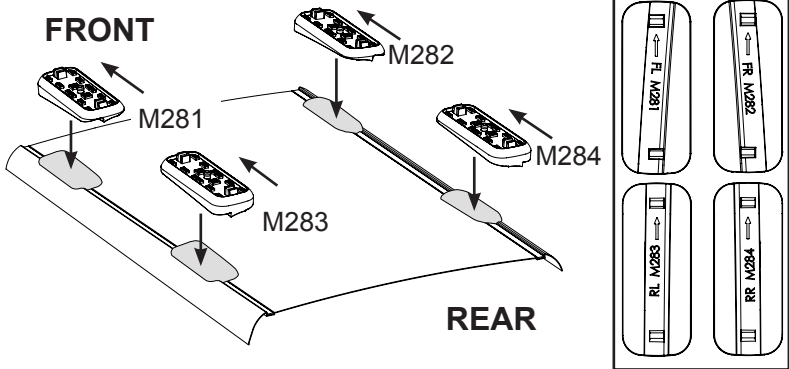
Measurement B: CENTRE of Front leg foot plate arrow to CENTRE of Rear leg foot plate arrow.

Carrying capacity: Roof rack is rated to 75kg. Please refer to manufacturers handbook for your vehicles maximum roof load capacity. Always use the lower of the two figures.

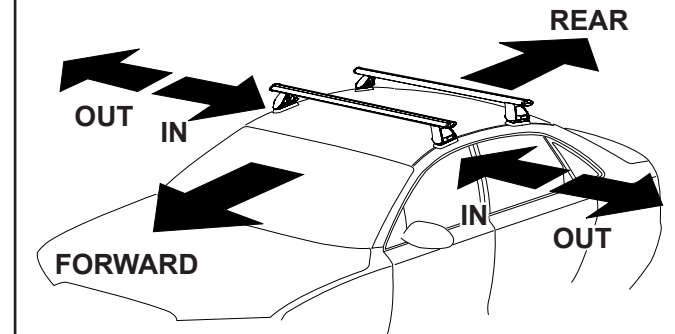
If your vehicle is not listed on this fitting instruction please refer to your countries Rhino-Rack web site for the latest information.

Chevrolet Impala fitting note:

- Pad M281, FRONT Left of vehicle - Arrow facing forward.
- Pad M283, REAR Left of vehicle - Arrow facing forward.
- Pad M282, FRONT Right of vehicle - Arrow facing forward.
- Pad M284, REAR Right of vehicle - Arrow facing forward.



Direction of Pad, Arrow and Foot Plates



VEHICLE	Date	Measurement A	Measurement B	Load Rating (includes racks 5kg/11lbs)
Chevrolet Impala 4dr Sedan	2006-13	250mm / 9,27/32"	680mm / 26,49/64"	75kg / 165lbs