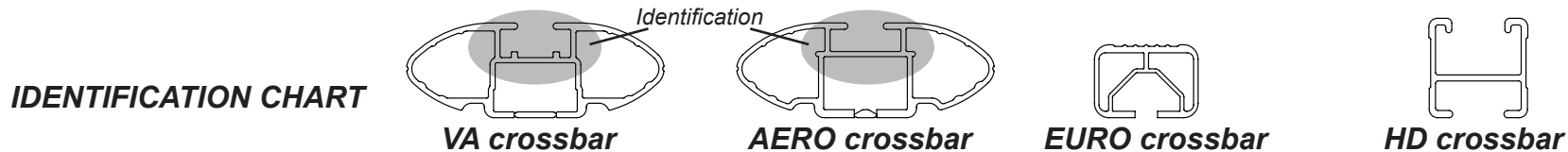




DK182 Rhino-Rack VA, Aero, Euro & HD crossbar instruction



Vehicle	Date	Crossbar	FRONT CROSSBAR					REAR CROSSBAR				
			Front Right Pad/ Clamp	Front Left Pad/ Clamp	Measurement strip length per side	Measurement strip length per side	Measurement Distance (x)	Foot plate arrow direction	Rear Right Pad/ Clamp	Rear Left Pad/ Clamp	Measurement strip length per side	Measurement strip length per side
Chevrolet Cobalt LS 2dr Coupe	2004-2009	1180mm / 46,29/64"	M367 SUB0150	163mm	108mm	894mm / 35,13/64"	OUT	M367 SUB0150	178mm	123mm	924mm / 36,3/8"	OUT
			Arrow FORWARD					Arrow FORWARD				
Pontiac G5 2dr Coupe	2006-2009	1180mm / 46,29/64"	M367 SUB0150	163mm	108mm	894mm / 35,13/64"	OUT	M367 SUB0150	178mm	123mm	924mm / 36,3/8"	OUT
			Arrow FORWARD					Arrow FORWARD				



DK182 Rhino-Rack VA, Aero, Euro & HD crossbar instruction

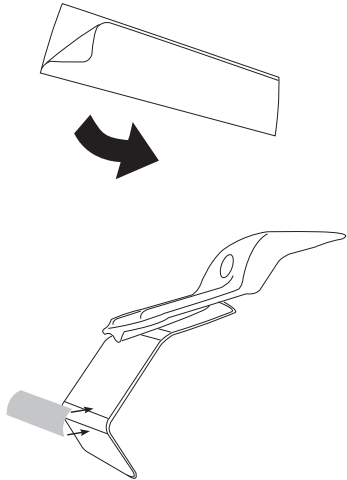
Measurement A: CENTRE of door jamb to CENTRE arrow of leg foot plate.

Measurement B: CENTRE of Front leg foot plate arrow to CENTRE of Rear leg foot plate arrow.

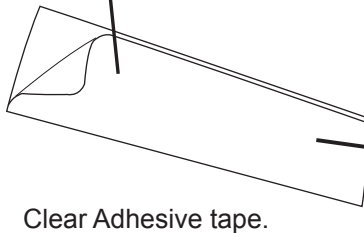
Carrying capacity: Roof rack is rated to 75kg. Please refer to manufacturers handbook for your vehicles maximum roof load capacity. Always use the lower of the two figures.

If your vehicle is not listed on this fitting instruction please refer to your countries Rhino-Rack web site for the latest information.

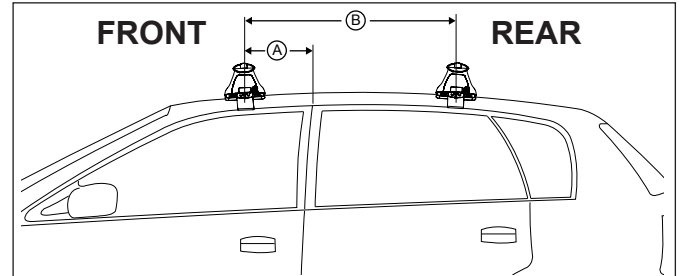
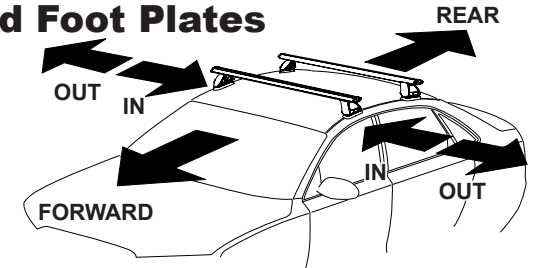
1. Apply clear adhesive tape to bend on outside of lower clamp. This will protect the door from paint damage when closing.



1 Open doors. Pull top of rubber seal down to allow lower part of clamp to locate.



Direction of Pad, Arrow and Foot Plates



VEHICLE	Date	Measurement A	Measurement B	Load Rating (includes racks 5kg/ 11lbs)
Chevrolet Cobalt LS 2dr Coupe	2004-2009	700mm / 27,9/16"	550mm / 21,21/32"	40kg / 88lbs
Pontiac G5 2dr Coupe	2006-2009	700mm / 27,9/16"	550mm / 21,21/32"	40kg / 88lbs