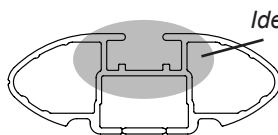


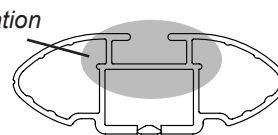


# DK045 Rhino-Rack VA, Aero, Euro & HD crossbar instruction

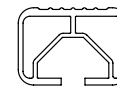
## IDENTIFICATION CHART



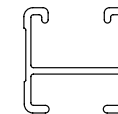
VA crossbar



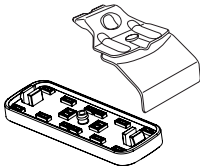

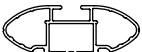


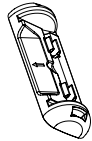
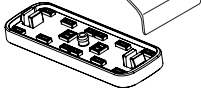




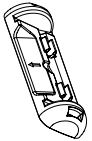
AERO crossbar



EURO crossbar



HD crossbar

			FRONT CROSSBAR						REAR CROSSBAR								
					 VA	 AERO  EURO	 HD							 VA	 AERO  EURO	 HD	
Vehicle	Date	Crossbar	Front Right Pad/ Clamp	Front Left Pad/ Clamp	Measurement strip length per side	Measurement strip length per side	Measurement Distance ( x )	Foot plate arrow direction	Rear Right Pad/ Clamp	Rear Left Pad/ Clamp	Measurement strip length per side	Measurement strip length per side	Measurement Distance ( x )	Foot plate arrow direction			
Honda Civic 7th Gen. 5dr Hatch	10/00-01/06	1180mm	M368 SUB0145		183mm	128mm	934mm / 36,49/64"	OUT	M368 SUB0148		166mm	111mm	900mm / 35,7/16"	OUT			
			Arrow OUT						Arrow OUT								



## DK045 Rhino-Rack VA, Aero, Euro & HD crossbar instruction

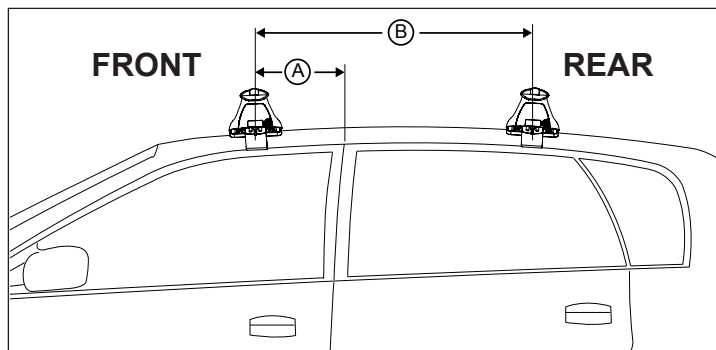
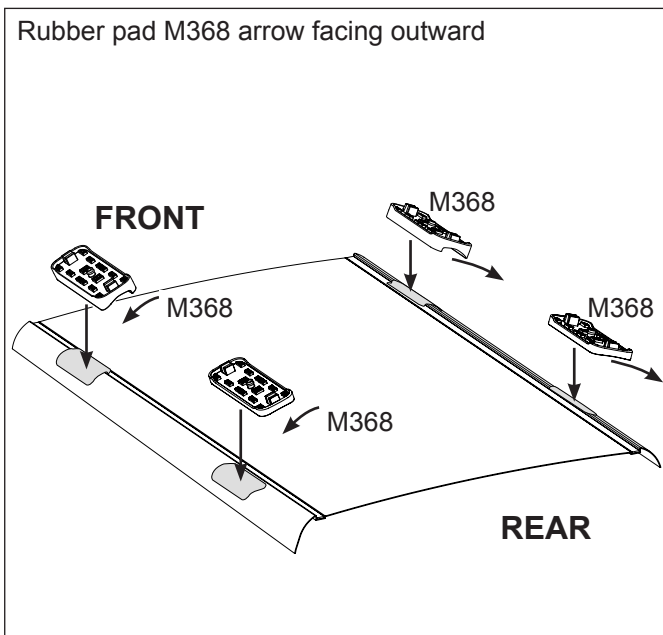
**Measurement A:** CENTRE of door jamb to CENTRE arrow of leg foot plate.

**Measurement B:** CENTRE of Front leg foot plate arrow to CENTRE of Rear leg foot plate arrow.

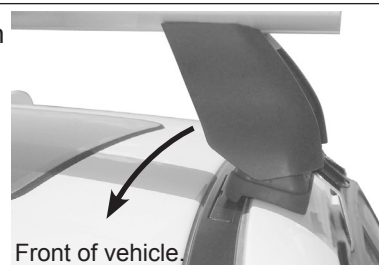
**Carrying capacity:** Roof rack is rated to 75kg. Please refer to manufacturers handbook for your vehicles maximum roof load capacity. Always use the lower of the two figures.

If your vehicle is not listed on this fitting instruction please refer to your countries Rhino-Rack web site for the latest information.

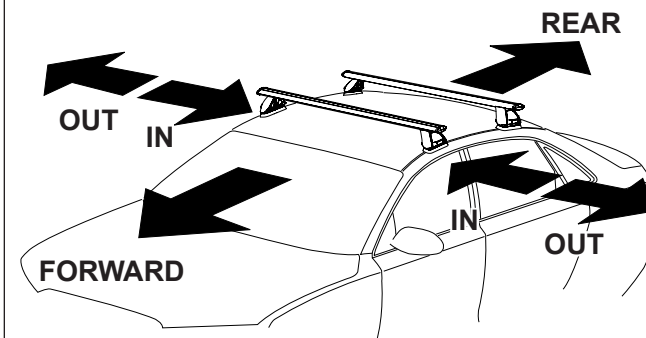
Rubber pad M368 arrow facing outward



Front left pad M368 shown in position.



### Direction of Pad, Arrow and Foot Plates



VEHICLE	Date	Measurement A	Measurement B	Load Rating (includes racks 5kg/11lbs)
Honda Civic 7th Gen. 5dr Hatch	10/00-01/06	300mm / 11,13/16"	750mm / 29,17/32"	60kg / 132lbs