



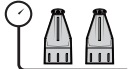
VEHICLE				BAR TYPE		CONNECTOR	BED HEIGHT ADDED (mm/in)	
NISSAN Navara PR04-X Dual Cab NP300				SPORTZ		RDT4	220/8.7	
VEHICLE NOTES	Suitable for vehicles with standard factory Nissan Utili-tracks and Bed Liner							
REGION	AUS	NZ	USA	CA	SA	UK	EU	ZA
AVAILABILITY	✓	✓	x	x	x	x	x	x
RUNNING DATES	2020 -	2020 -	-	-	-	-	-	-

VISIT THE ONLINE CALCULATOR FOR CURRENT SYSTEM LOAD LIMIT DATA





CARGO



SYSTEM WEIGHT

UP TO

89 Kg

197 lbs

+

11 Kg

23 lbs


=

UP TO


100 Kg

220lbs

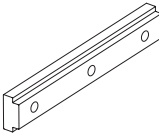

OR



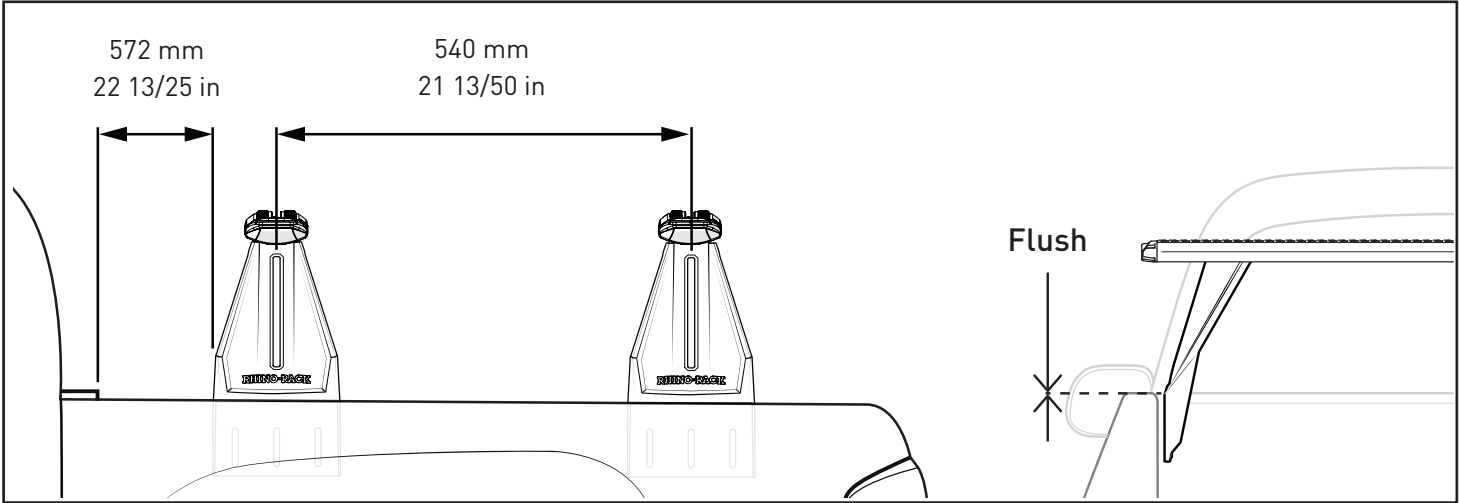
**\*VEHICLE MANUFACTURER'S TRUCK BED UTILITY TRACK LOAD LIMIT**



TOTAL STATIC LOAD LIMIT: UP TO 250kg / 551lbs

BASE			BAR		
TRACK NUTS	PART DETAILS		CROSS BAR	PART DETAILS	
	PART NO	RD-FK2		PART NO	SZ150B
	KIT QTY	1		QTY	2

### RECOMMENDED TOWER SPACING



After positioning Towers, return to Reconn-Deck Tower Instruction.

### NOTES FOR DEALERS / FITTERS

It is your responsibility to ensure these fitting instructions are given to the end user or client.

Document No: R4963  
Issue No: 1  
Issue Date: 19-Feb-25