



VEHICLE				BAR TYPE		CONNECTOR	BED HEIGHT ADDED (mm/in)	
NISSAN Navara ST-X Dual Cab NP300				SPORTZ		RDT4	220/8.7	
VEHICLE NOTES	Suitable for vehicles with standard factory Nissan Utili-tracks and Bed Liner							
REGION	AUS	NZ	USA	CA	SA	UK	EU	ZA
AVAILABILITY	✓	✓	x	x	x	x	x	x
RUNNING DATES	2015 -	2015 -	-	-	-	-	-	-

VISIT THE ONLINE CALCULATOR FOR CURRENT SYSTEM LOAD LIMIT DATA

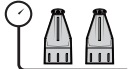


DYNAMIC LOAD LIMIT (ON AND OFF-ROAD):

***USE THE VEHICLE MANUFACTURER'S MAXIMUM TRACK ALLOWANCE IF IT IS LOWER THAN THE FIGURE LISTED**



CARGO



SYSTEM WEIGHT

UP TO **89 Kg**
197 lbs


+

11 Kg
23 lbs


=

UP TO **100 Kg**
220lbs

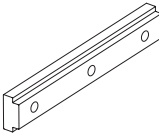

OR



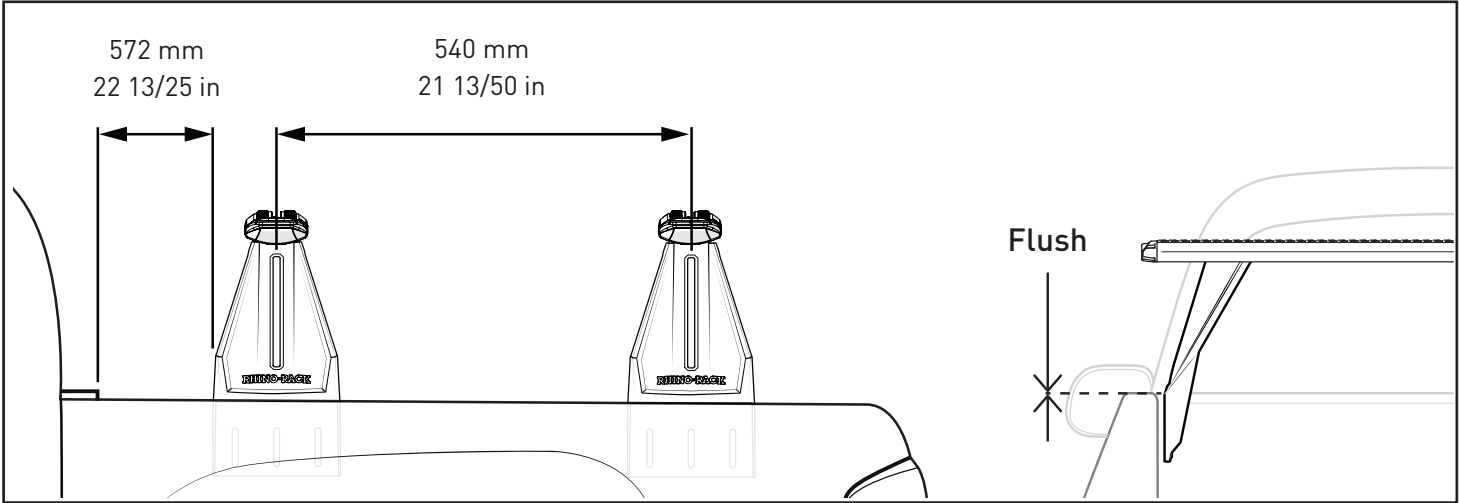
***VEHICLE MANUFACTURER'S TRUCK BED UTILITY TRACK LOAD LIMIT**



TOTAL STATIC LOAD LIMIT: UP TO 250kg / 551lbs

BASE			BAR		
TRACK NUTS	PART DETAILS		CROSS BAR	PART DETAILS	
	PART NO	RD-FK2	 SPORTZ	PART NO	SZ150B
	KIT QTY	1		QTY	2

RECOMMENDED TOWER SPACING



After positioning Towers, return to Reconn-Deck Tower Instruction.

NOTES FOR DEALERS / FITTERS

It is your responsibility to ensure these fitting instructions are given to the end user or client.

Document No: R4962
Issue No: 1
Issue Date: 19-Feb-25