


# TRUCK BED BAR FITTING INFORMATION


VEHICLE				BAR TYPE		CONNECTOR	BED HEIGHT ADDED (mm/in)	
FORD Ranger Double Cab P703				Reconn-Deck		RDT4	240/11.0	
VEHICLE NOTES	Suitable for vehicles with Ford Internal Side Rails. Not comaptible if Roller Shutters fitted.							
REGION	AUS	NZ	USA	CA	SA	UK	EU	ZA
AVAILABILITY	✓	✓	✓	✓	x	✓	✓	✓
RUNNING DATES	2022 -	2022 -	2024 -	2024 -	-	2022 -	2023 -	2022 -

VISIT THE ONLINE CALCULATOR FOR CURRENT SYSTEM LOAD LIMIT DATA




**DYNAMIC LOAD LIMIT (ON AND OFF-ROAD):**

**\*USE THE VEHICLE MANUFACTURER'S MAXIMUM TRACK ALLOWANCE IF IT IS LOWER THAN THE FIGURE LISTED**



CARGO

UP TO **130 Kg**  
**197 lbs**




SYSTEM WEIGHT

**+ 20 Kg**  
**23 lbs**


**=**

UP TO **150 Kg**  
**220lbs**

**OR**

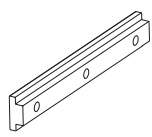


**\*VEHICLE MANUFACTURER'S TRUCK BED UTILITY TRACK LOAD LIMIT**

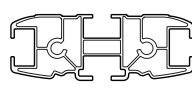


**TOTAL STATIC LOAD LIMIT: UP TO 375kg / 551lbs**

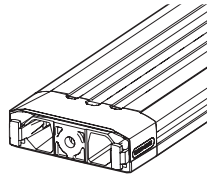
## BASE

TRACK NUTS	PART DETAILS	
	PART NO	RD-FK6
	KIT QTY	1

## BAR

CROSS BAR	PART DETAILS	
	PART NO	RDB165
	QTY	2

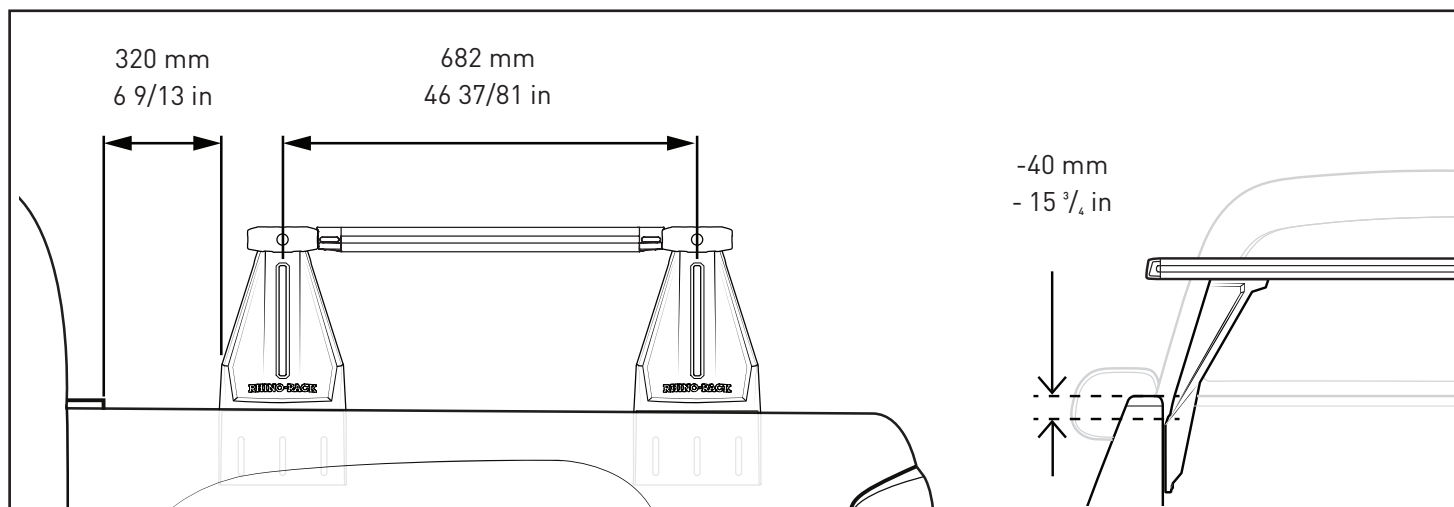
## ACCESSORY

NS BAR	PART DETAILS	
	PART NO	RDNSB50
	QTY (pair)	2

Recommended NS Bar setup is included in the SYSTEM WEIGHT above. Refer to NS BAR Instructions for custom setups.

ONLY COMPATIBLE WITH RECONN-DECK BARS

## RECOMMENDED TOWER SPACING



After positioning Towers, return to Reconn-Deck Tower Instruction.

## NOTES FOR DEALERS / FITTERS

It is your responsibility to ensure these fitting instructions are given to the end user or client.