



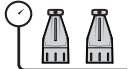
VEHICLE				BAR TYPE		CONNECTOR	BED HEIGHT ADDED (mm/in)	
FORD Ranger Double Cab P703				Reconn-Deck		RDT4	240/11.0	
VEHICLE NOTES	Suitable for vehicles with Ford Internal Side Rails. Not compaptible if Roller Shutters fitted.							
REGION	AUS	NZ	USA	CA	SA	UK	EU	ZA
AVAILABILITY	✓	✓	✓	✓	x	✓	✓	✓
RUNNING DATES	2022 -	2022 -	2024 -	2024 -	-	2022 -	2023 -	2022 -

VISIT THE ONLINE CALCULATOR FOR CURRENT SYSTEM LOAD LIMIT DATA





CARGO



SYSTEM WEIGHT

UP TO

136 Kg

197 lbs

+

14 Kg


23 lbs

=

UP TO


150 Kg

220lbs




LOAD LIMIT

OR

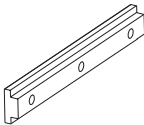



Max kg

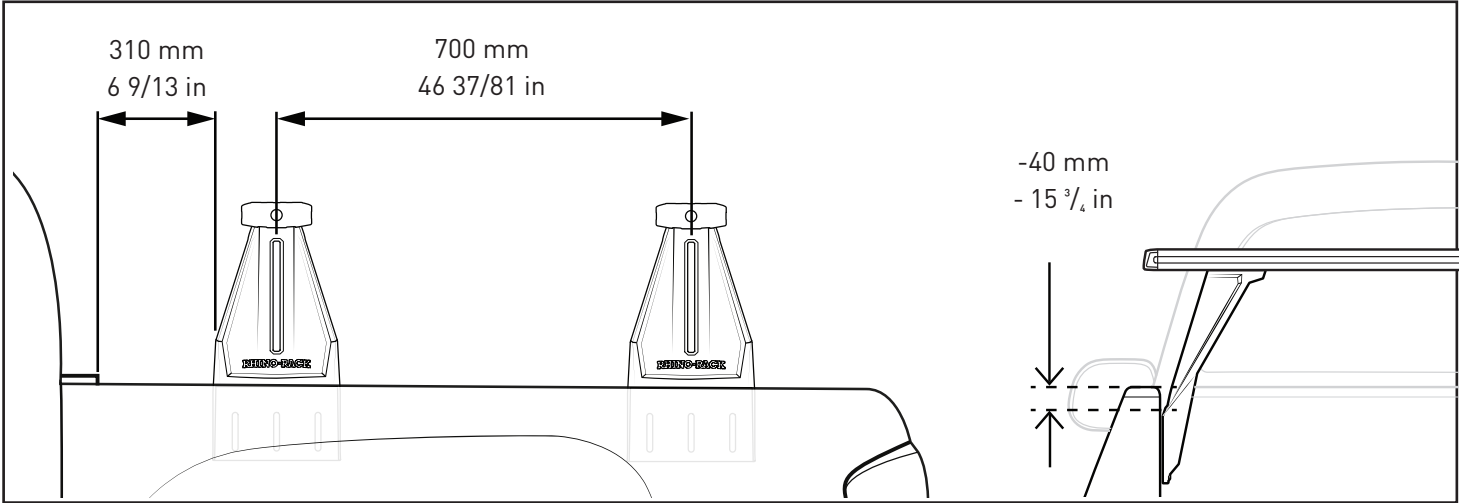
\*VEHICLE MANUFACTURER'S TRUCK BED UTILITY TRACK LOAD LIMIT



TOTAL STATIC LOAD LIMIT: UP TO 375kg / 551lbs

BASE			BAR		
TRACK NUTS	PART DETAILS		CROSS BAR	PART DETAILS	
	PART NO	RD-FK6		PART NO	RDB165
	KIT QTY	1		QTY	2
			RECONN-DECK		

### RECOMMENDED TOWER SPACING



After positioning Towers, return to Reconn-Deck Tower Instruction.

### NOTES FOR DEALERS / FITTERS

It is your responsibility to ensure these fitting instructions are given to the end user or client.

Document No: R5118  
Issue No: 1  
Issue Date: 10-Nov-25