
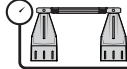






VEHICLE		BAR TYPE		CONNECTOR		BED HEIGHT ADDED (mm/in)		
RAM 1500 Quad Cab w/ RAM BOX DT Gen 5 SHORT BED 5ft7		Reconn-Deck		RTD4		331/13		
VEHICLE NOTES	Local registration date of the vehicle will differ from the original USA build date, after left to right hand drive conversion. If required, confirm the USA build generation of your vehicle with the local vehicle converter and/or original seller.							
REGION	AUS	NZ	USA	CA	SA	UK	EU	ZA
AVAILABILITY	✓	✓	x	x	x	x	x	x
RUNNING DATES	2019 -	2019 -	-	-	-	-	-	-

VISIT THE ONLINE CALCULATOR FOR CURRENT SYSTEM LOAD LIMIT DATA

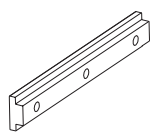


DYNAMIC LOAD LIMIT (ON AND OFF-ROAD):
 *USE THE VEHICLE MANUFACTURER'S MAXIMUM TRACK ALLOWANCE IF IT IS LOWER THAN THE FIGURE LISTED


 CARGO	 SYSTEM WEIGHT	 LOAD LIMIT		 Max kg
UP TO 125 Kg 275 lbs	+	25 Kg 56 lbs	=	UP TO 150 Kg 331lbs
				*VEHICLE MANUFACTURER'S TRUCK BED UTILITY TRACK LOAD LIMIT


TOTAL STATIC LOAD LIMIT: UP TO 375kg / 827lbs

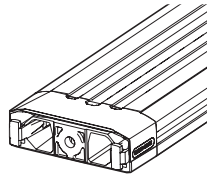
BASE

TRACK NUTS	PART DETAILS	
	PART NO	RD-FK3
	KIT QTY	1

BAR

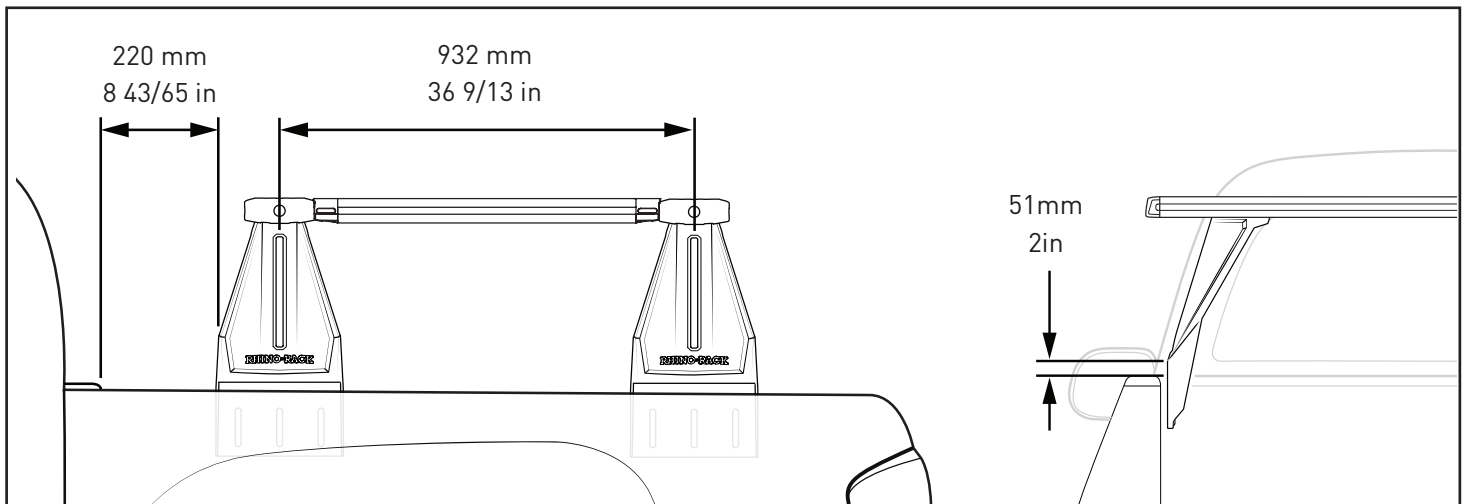
CROSS BAR	PART DETAILS	
	PART NO	RDB126
	QTY	2

ACCESSORY

NS BAR	PART DETAILS	
	PART NO	RDNSB75
	QTY (pair)	3
	Recommended NS Bar setup is included in the SYSTEM WEIGHT above. Refer to NS BAR Instructions for custom setups.	

ONLY COMPATIBLE WITH RECONN-DECK BARS

RECOMMENDED TOWER SPACING



After positioning Towers, return to NS bar Instructions.

NOTES FOR DEALERS / FITTERS

It is your responsibility to ensure these fitting instructions are given to the end user or client.

Document No: R3064
 Issue No: 1
 Issue Date: 19-Jan-22