




# rockymounts 60" VanTrack

51065\_REV\_A



## Guidelines

- Maximum weight: 35lb (16kg) per bike
- Compatible with RockyMounts DriveShaft HM, HotRod, and LoBall Series bike mounts
- Not recommended for use on trailers
- Not intended for offroad use
- After loading a bicycle, shake fork side to side to ensure assembly is tight and secure

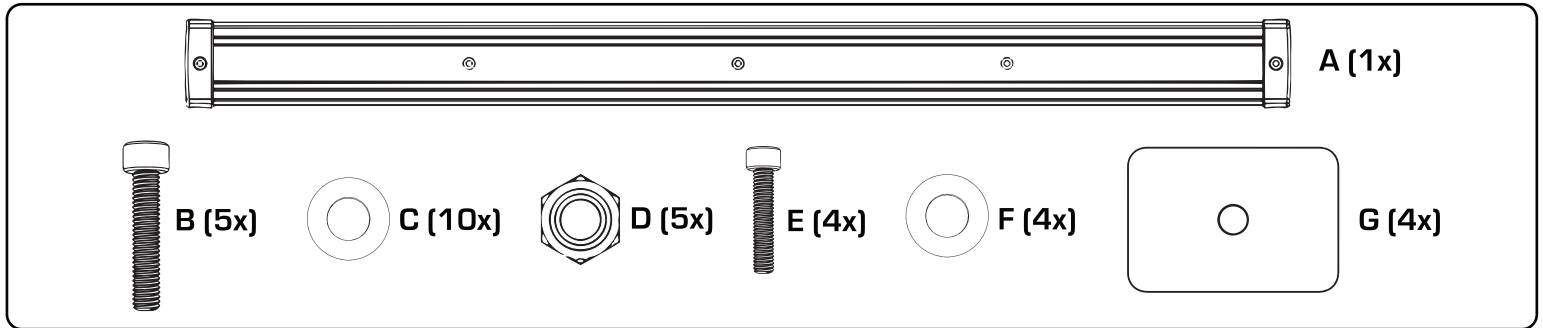
## Parts Included

A: 60" VanTrack (w/ End Caps)  
B: M8x30 Allen Bolt

C: M8 Flat Washer  
D: M8 Hex Nut

E: M6x18 Allen Bolt  
F: M6 Flat Washer

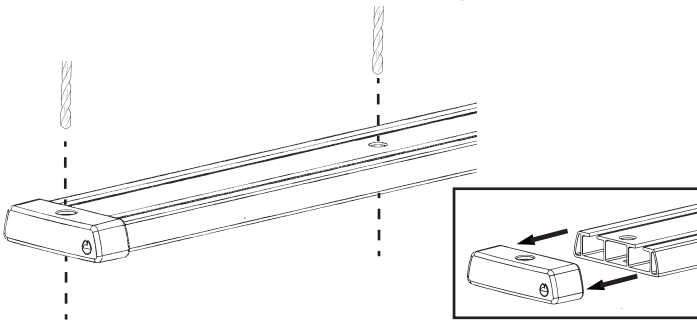
G: Track Plate



## Assembly Instructions (For Van Interior: Rubber end cap may provide sufficient hold and eliminate need for drilling)

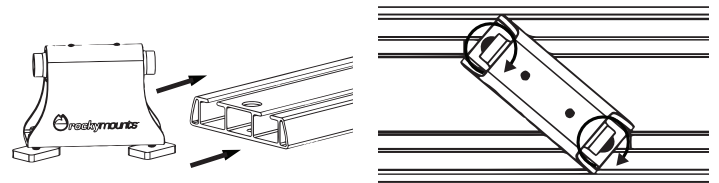
### 1 Drill Mounting Holes

Place track in desired location and mark holes. Drill mounting holes using 5/16" (8mm) drill bit. Remove end caps.



### 2 Install Bike Mounts

Loosely install track hardware onto bike mounts, and slide bike mounts into desired position, tighten with 5mm hex wrench.

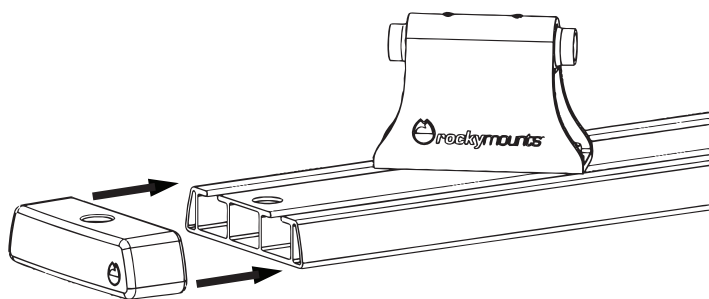


Read all warnings on last page before use. **rockymounts™**

## Assembly Instructions Cont.

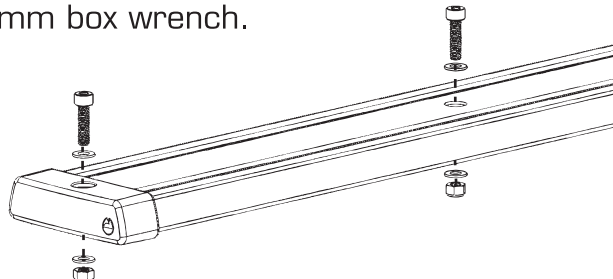
### 3 Install End Caps

Slide the end cap back onto the end of the track.



### 4 Install Track

Align track with holes and install an M8x30 allen bolt with 2 M8 washers and an M8 nut for each mounting hole. Tighten hardware using a 6mm hex wrench and 13mm box wrench.



\*Bike Mounts Not Included

\*\*Track Hardware Provided: M6x18 Allen Bolt (x4), M6 Flat Washer (x4), and Track Plate (x4)

### Warnings

- Remove Baby Seats, Panniers, U-Locks, or Items That Could Detach From The Bicycle
- Check All Fasteners Before Each Use
- Remove Bikes Before Entering Car Wash
- Once a Year, Remove Track From Vehicle to Clean and Inspect for Damage

### Limited Lifetime Warranty

At RockyMounts we offer a Limited Lifetime Warranty for products purchased after January 1, 2014 to the original owner. For details of the Warranty, guidelines, and how to make a claim please see [rockymounts.com/warranty](http://rockymounts.com/warranty)

### Technical Support

Please call us at 303-402-0190 or email at [ride@rockymounts.com](mailto:ride@rockymounts.com) for questions regarding use, assembly, and support