



RHINO-RACK®

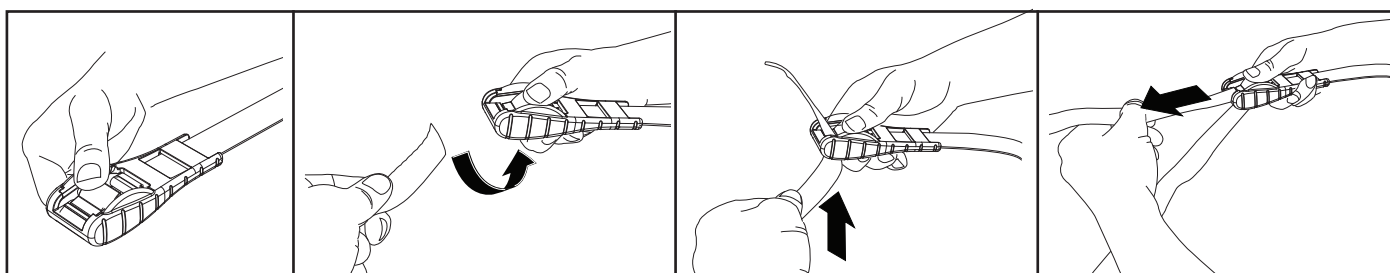
Rhino Rack Tie Down with Buckle Protector

Place these instructions in the vehicle's glove box after installation is complete.

Important: Please read these instructions carefully prior to installation.
Check the contents of kit before commencing fitment and report any discrepancies

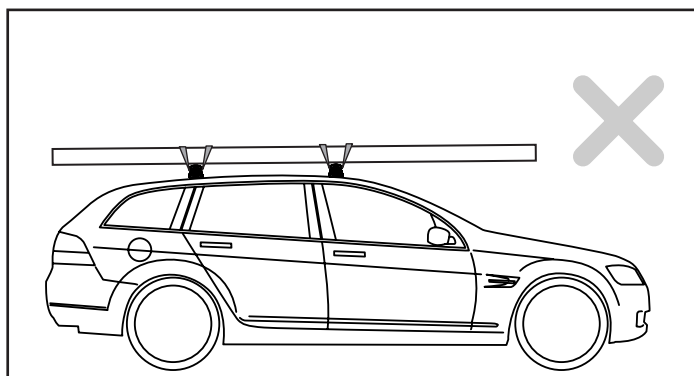
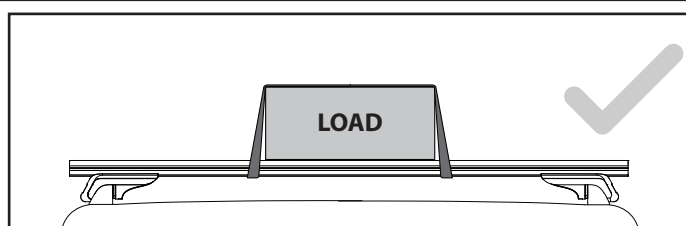
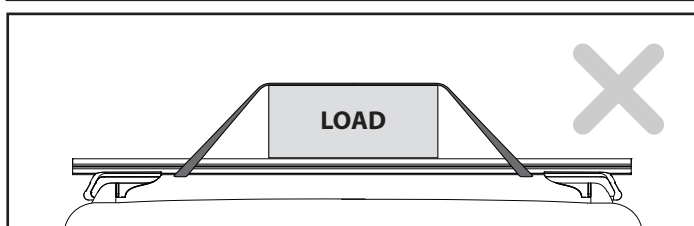
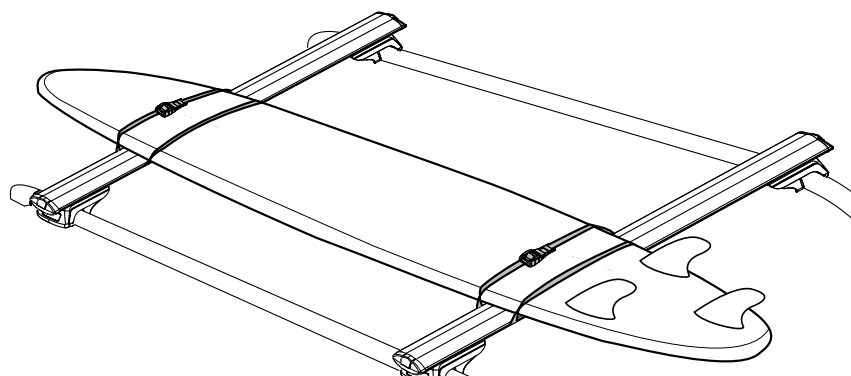
Parts List

1a	BLACK Tie Down Surfboard Straps (3.5m) - Lashing Capacity (80kg) - RTD35P	2
1b	RED Tie Down Surfboard Straps (4.5m) - Lashing Capacity (80kg) - RTD45P	2
1c	BLUE Tie Down Surfboard Straps (5.5m) - Lashing Capacity (80kg) - RTD55P	2
2	Fitting Instructions	1



CAUTION:

Must NOT be used for lifting
Always inspect prior to use
Protect from friction and abrasion
Do NOT use strap if it is damaged



For excessively long loads, use additional straps to secure the load at the front and rear of the vehicle (optional accessory RBAS)

