


VEHICLE	PIONEER			CONNECTOR			HEIGHT ADDED (mm/in)	
TOYOTA Tacoma Double Cab Gen 3 Pickup/Ute Factory Mounts 4 dr	52100			RTTB1				
VEHICLE NOTES	Requires Kit SP308 - Do not operate sunroof							
REGION	AUS	NZ	USA	CA	SA	UK	EU	ZA
AVAILABILITY	x	x	✓	✓	✓	x	x	x
RUNNING DATES	-	-	2016 -	2016 -	2016 -	-	-	-

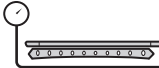
VISIT THE ONLINE
LOAD LIMIT
CALCULATOR FOR
CURRENT LOAD DATA




DYNAMIC LOAD LIMIT (ON AND OFF-ROAD):
 *USE THE VEHICLE MANUFACTURER'S MAXIMUM ROOF ALLOWANCE IF IT IS LOWER THAN THE FIGURE LISTED


 CARGO
 UP TO **96 Kg**
212 lbs


+



 SYSTEM WEIGHT
 UP TO **24 Kg**
53 lbs

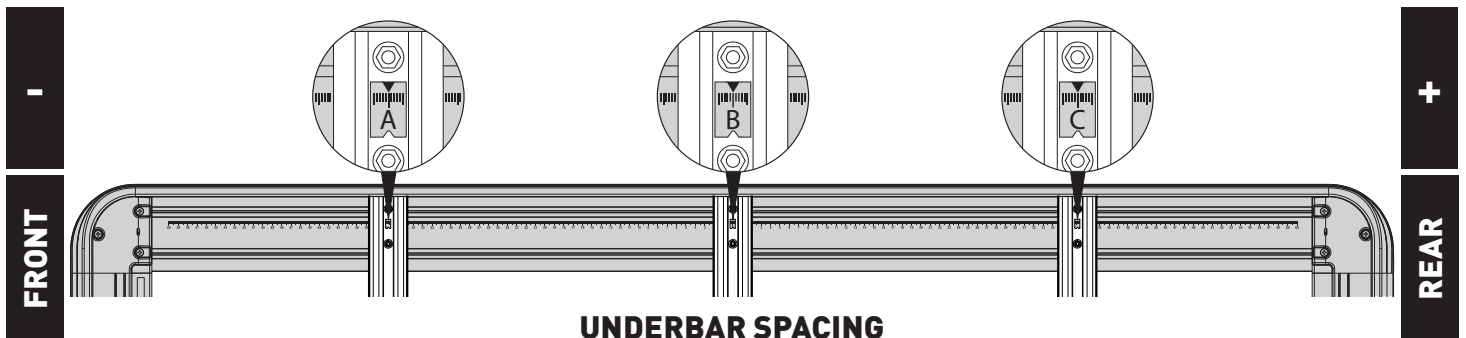
=


 LOAD LIMIT
 UP TO **120 Kg**
265 lbs

OR


 Max kg
 *VEHICLE
 MANUFACTURER'S
 ROOF LOAD LIMIT


TOTAL STATIC LOAD LIMIT: UP TO 300 Kg / 661 lbs*



BAR NO.	A	B	C	D	E	F	G
DIMENSION (CM)	-54.5	0	52				
SPACERS REQ'D							
CONNECTOR	BACKBONE		BACKBONE				

NOTES FOR DEALERS / FITTERS

It is your responsibility to ensure these fitting instructions are given to the end user or client.

Document No: R2613
 Issue No: 2
 Issue Date: 19-Mar-21