


VEHICLE		PIONEER			CONNECTOR		HEIGHT ADDED (mm/in)	
SUBARU Forester SK Gen 5 4WD/SUV Raised Rail 5 dr		52100			SX100		145 / 5.7	
VEHICLE NOTES	Vehicle manufacturer builds vehicle with different roof mounted rails. Refer to the vehicle owners manual for the maximum roof load limit of your vehicle. - Do not operate sunroof							
REGION	AUS	NZ	USA	CA	SA	UK	EU	ZA
AVAILABILITY	✓	✓	✓	✓	✓	✓	✓	✓
RUNNING DATES	2018 -	2018 -	2019 -	2019 -	2019 -	2019 -	2019 -	2019 -

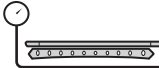
VISIT THE ONLINE  
LOAD LIMIT  
CALCULATOR FOR  
CURRENT LOAD DATA




**DYNAMIC LOAD LIMIT (ON AND OFF-ROAD):**  
 \*USE THE VEHICLE MANUFACTURER'S MAXIMUM ROOF ALLOWANCE IF IT IS LOWER THAN THE FIGURE LISTED

  
 CARGO  
 UP TO **61 Kg**  
**134 lbs**


+


  
 SYSTEM WEIGHT  
 UP TO **19 Kg**  
**42 lbs**

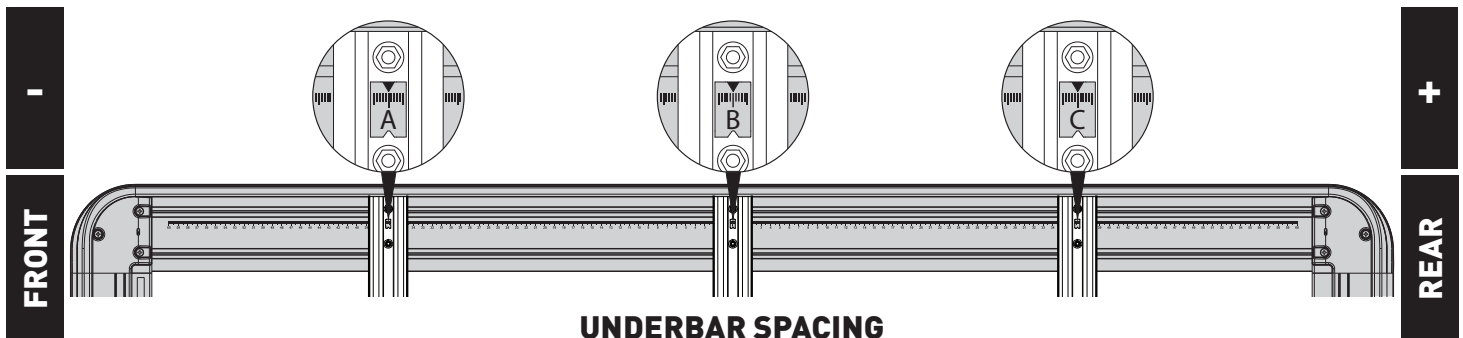
=

  
 LOAD LIMIT  
 UP TO **80 Kg**  
**176 lbs**

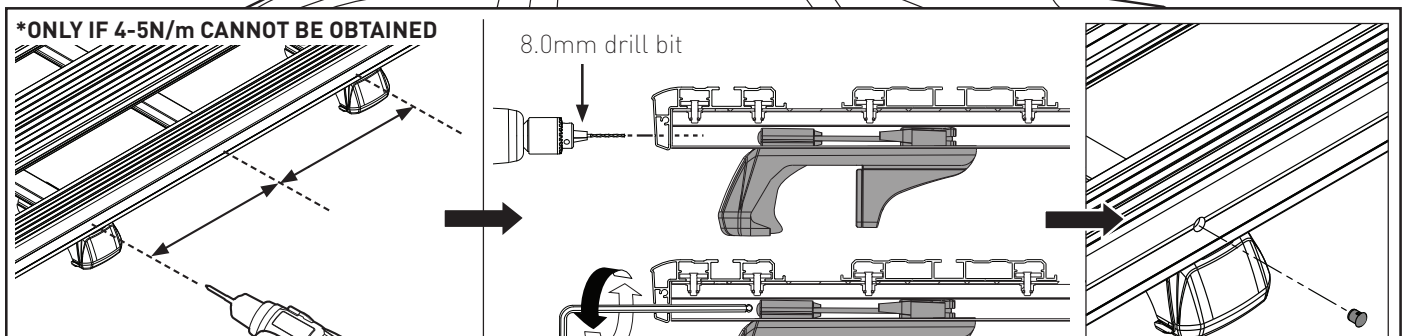
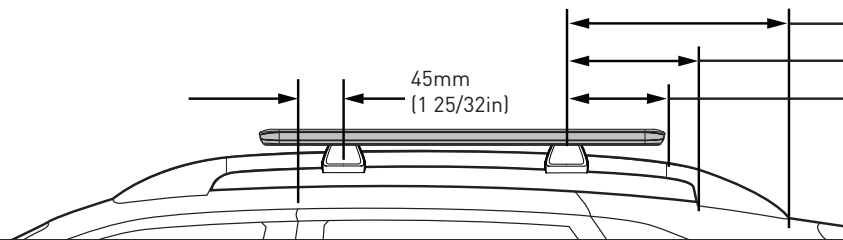
OR

  
 Max kg  
 \*VEHICLE  
 MANUFACTURER'S  
 ROOF LOAD LIMIT


**TOTAL STATIC LOAD LIMIT: UP TO 200 Kg / 441 lbs\***



BAR NO.	A	B	C	D	E	F	G
DIMENSION (CM)	-40	0	40				
SPACERS REQ'D							
CONNECTOR	SX		SX				



### NOTES FOR DEALERS / FITTERS

It is your responsibility to ensure these fitting instructions are given to the end user or client.

Document No: R2548  
 Issue No: 3  
 Issue Date: 19-Mar-21