
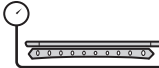





VEHICLE	PIONEER		CONNECTOR		HEIGHT ADDED (mm/in)			
MITSUBISHI Pajero NS-NX (LWB) 4WD/SUV Raised Rail 4 dr	52107		RMPB1					
VEHICLE NOTES	Requires Kit SP309 - Do not operate sunroof							
REGION	AUS	NZ	USA	CA	SA	UK	EU	ZA
AVAILABILITY	✓	✓	x	x	x	x	x	x
RUNNING DATES	2006 -	2006 -	-	-	-	-	-	-

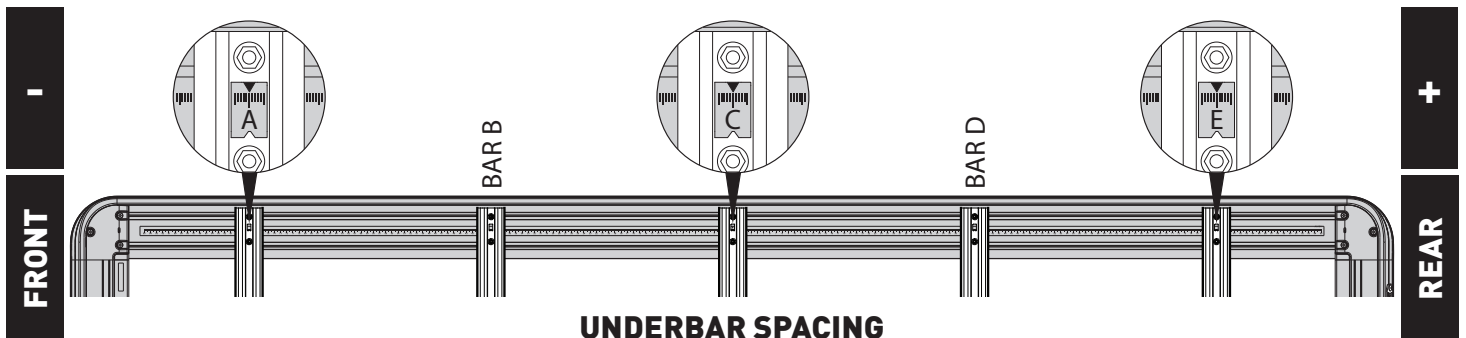
VISIT THE ONLINE
LOAD LIMIT
CALCULATOR FOR
CURRENT LOAD DATA



DYNAMIC LOAD LIMIT (ON AND OFF-ROAD):
 *USE THE VEHICLE MANUFACTURER'S MAXIMUM ROOF ALLOWANCE IF IT IS LOWER THAN THE FIGURE LISTED

 CARGO	 SYSTEM WEIGHT	 LOAD LIMIT	OR	 Max kg
UP TO 113 Kg 249 lbs	+	37 Kg 82 lbs	=	UP TO 150 Kg 331 lbs
				*VEHICLE MANUFACTURER'S ROOF LOAD LIMIT


TOTAL STATIC LOAD LIMIT: UP TO 350 Kg / 772 lbs*



BAR NO.	A	B	C	D	E	F	G
DIMENSION (CM)	-64.3	-15.6	4.7	48.4	73.5		
SPACERS REQ'D							
CONNECTOR	BACKBONE		BACKBONE		BACKBONE		

NOTES FOR DEALERS / FITTERS

It is your responsibility to ensure these fitting instructions are given to the end user or client.

Document No: R2314
 Issue No: 4
 Issue Date: 19-Mar-21