



VEHICLE	PIONEER			CONNECTOR			HEIGHT ADDED (mm/in)	
TOYOTA 4 Runner Gen 5 4WD/SUV Factory Mounts 4 dr	52107			RT4B1				
VEHICLE NOTES	Requires Kit SP309 - Do not operate sunroof							
REGION	AUS	NZ	USA	CA	SA	UK	EU	ZA
AVAILABILITY	x	x	✓	✓	✓	x	x	x
RUNNING DATES	-	-	2010 -	2010 -	2010 -	-	-	-

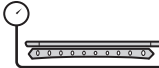
VISIT THE ONLINE CALCULATOR FOR CURRENT SYSTEM LOAD LIMIT DATA




DYNAMIC LOAD LIMIT (ON AND OFF-ROAD):
 *USE THE VEHICLE MANUFACTURER'S MAXIMUM ROOF ALLOWANCE IF IT IS LOWER THAN THE FIGURE LISTED


 CARGO
 UP TO **86 Kg**
190 lbs


+



 SYSTEM WEIGHT
34 Kg
75 lbs

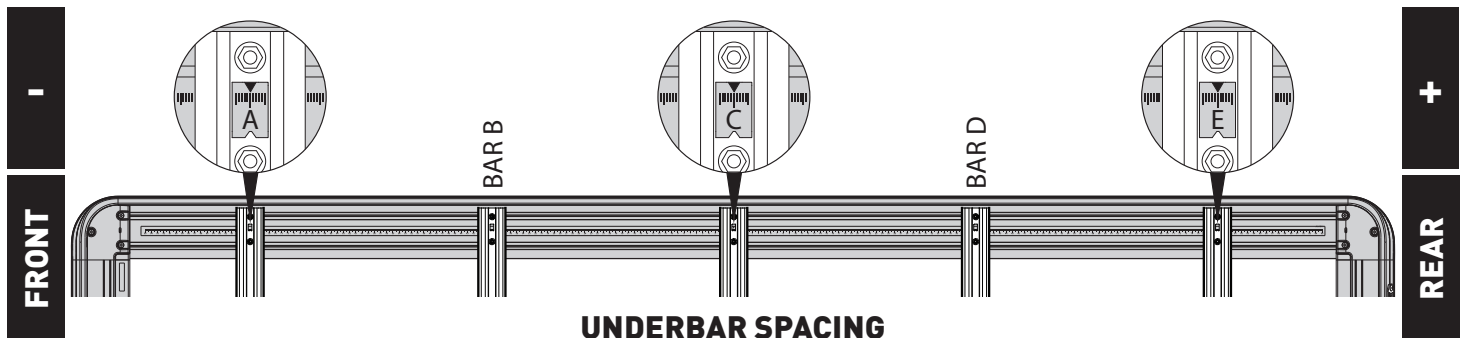
=


 LOAD LIMIT
 UP TO **120 Kg**
265 lbs

OR


 Max kg
***VEHICLE MANUFACTURER'S ROOF LOAD LIMIT**


TOTAL STATIC LOAD LIMIT: UP TO 300 Kg / 661 lbs*



BAR NO.	A	B	C	D	E	F	G
DIMENSION (CM)	-52.7	-24.5	16	47	78		
SPACERS REQ'D							
CONNECTOR	BACKBONE		BACKBONE		BACKBONE		

NOTES FOR DEALERS / FITTERS

It is your responsibility to ensure these fitting instructions are given to the end user or client.