


VEHICLE		PIONEER			CONNECTOR		HEIGHT ADDED (mm/in)	
TOYOTA FJ Cruiser 4WD/SUV Factory Mounts 4 dr		52107			RFJB1			
VEHICLE NOTES	Requires Kit SP309 - Do not operate sunroof							
REGION	AUS	NZ	USA	CA	SA	UK	EU	ZA
AVAILABILITY	✓	✓	✓	✓	✓	x	x	x
RUNNING DATES	2011 - 2016	2011 - 2016	2006 - 2015	2006 - 2015	2006 -	-	-	-

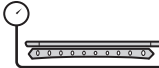
VISIT THE ONLINE
LOAD LIMIT
CALCULATOR FOR
CURRENT LOAD DATA




DYNAMIC LOAD LIMIT (ON AND OFF-ROAD):
 *USE THE VEHICLE MANUFACTURER'S MAXIMUM ROOF ALLOWANCE IF IT IS LOWER THAN THE FIGURE LISTED


 CARGO
 UP TO **113 Kg**
249 lbs


+



 SYSTEM WEIGHT
 UP TO **37 Kg**
82 lbs

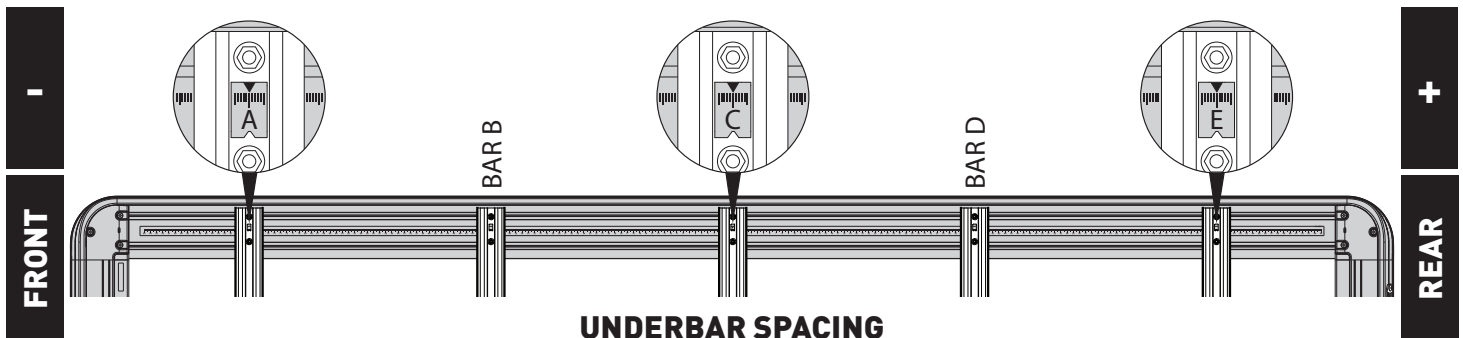
=


 LOAD LIMIT
 UP TO **150 Kg**
331 lbs

OR


 Max kg
 *VEHICLE
 MANUFACTURER'S
 ROOF LOAD LIMIT

 TOTAL STATIC LOAD LIMIT: UP TO 350 Kg / 772 lbs*



BAR NO.	A	B	C	D	E	F	G
DIMENSION (CM)	-91.9	-15.6	-7.7	48.4	91.1		
SPACERS REQ'D							
CONNECTOR	BACKBONE		BACKBONE		BACKBONE		

NOTES FOR DEALERS / FITTERS

It is your responsibility to ensure these fitting instructions are given to the end user or client.

Document No: R2284
 Issue No: 6
 Issue Date: 19-Mar-21