



VEHICLE		PIONEER			CONNECTOR		HEIGHT ADDED (mm/in)	
TOYOTA Land Cruiser 76 Series 4WD/SUV Gutters 4 dr		52104			RL150S11			
VEHICLE NOTES	-							
REGION	AUS	NZ	USA	CA	SA	UK	EU	ZA
AVAILABILITY	✓	✓	x	x	x	✓	✓	✓
RUNNING DATES	2007 -	2007 -	-	-	-	2007 -	2007 -	2007 -


VISIT THE ONLINE
LOAD LIMIT
CALCULATOR FOR
CURRENT LOAD DATA




DYNAMIC LOAD LIMIT (ON AND OFF-ROAD):
 *USE THE VEHICLE MANUFACTURER'S MAXIMUM ROOF ALLOWANCE IF IT IS LOWER THAN THE FIGURE LISTED


 CARGO


 SYSTEM WEIGHT


 LOAD LIMIT

OR


 Max kg

UP TO **87 Kg**
192 lbs


+

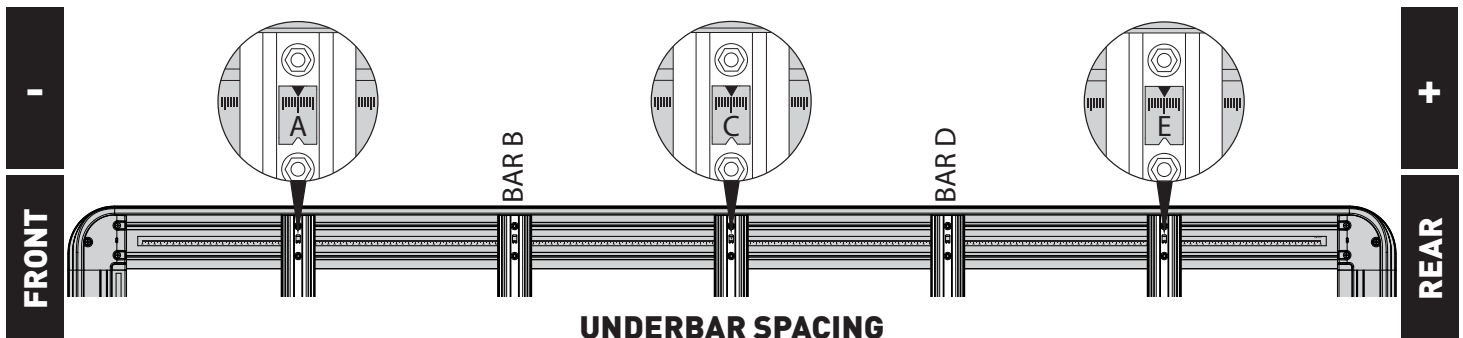
33 Kg
73 lbs

=

UP TO **120 Kg**
265 lbs

*VEHICLE
 MANUFACTURER'S
 ROOF LOAD LIMIT


TOTAL STATIC LOAD LIMIT: UP TO 330 Kg / 728 lbs*



BAR NO.	A	B	C	D	E	F	G
DIMENSION (CM)	-67.1	-30	8.1	37.8	88.9		
SPACERS REQ'D	VA-FK1		VA-FK1		VA-FK1		
CONNECTOR	RL		RL		RL		

13(0 1/2in)

NOTES FOR DEALERS / FITTERS

It is your responsibility to ensure these fitting instructions are given to the end user or client.

Document No: R2246
 Issue No: 3
 Issue Date: 19-Mar-21