


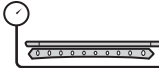
VEHICLE				PIONEER		CONNECTOR		HEIGHT ADDED (mm/in)	
TOYOTA Land Cruiser Prado 90 Series 4WD/SUV Gutters 4 dr				52104		RL110S2			
VEHICLE NOTES	- Do not operate sunroof								
REGION	AUS	NZ	USA	CA	SA	UK	EU	ZA	
AVAILABILITY	✓	✓	✗	✗	✗	✓	✓	✗	
RUNNING DATES	1996 - 2003	1996 - 2003	-	-	-	1996 - 2003	1996 - 2003	-	

VISIT THE ONLINE
LOAD LIMIT
CALCULATOR FOR
CURRENT LOAD DATA



DYNAMIC LOAD LIMIT (ON AND OFF-ROAD):

***USE THE VEHICLE MANUFACTURER'S MAXIMUM ROOF ALLOWANCE IF IT IS LOWER THAN THE FIGURE LISTED**




 CARGO
 SYSTEM WEIGHT

UP TO **86 Kg**
190 lbs

+


34 Kg
75 lbs

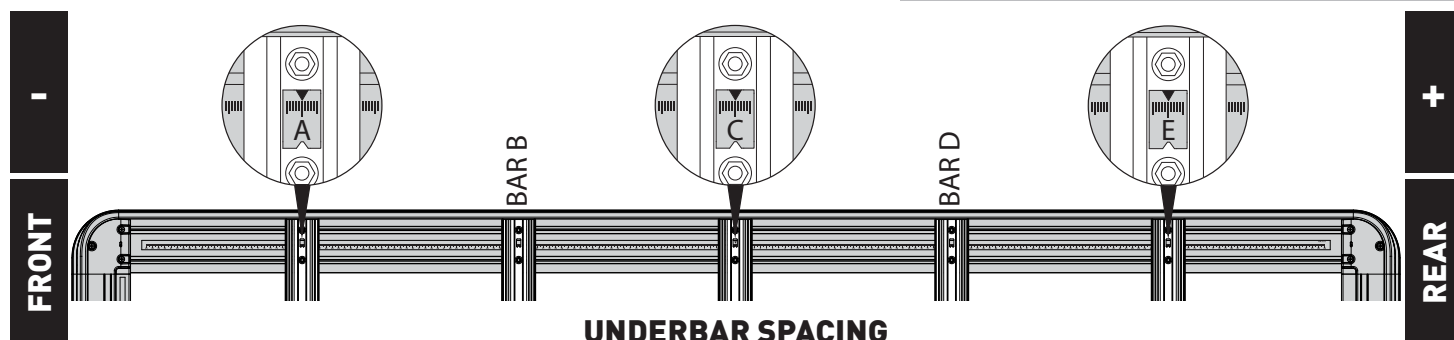
=

 LOAD LIMIT
 OR
 Max kg

UP TO **120 Kg**
265 lbs

***VEHICLE MANUFACTURER'S ROOF LOAD LIMIT**

 TOTAL STATIC LOAD LIMIT: UP TO 330 Kg / 728 lbs*



BAR NO.	A	B	C	D	E	F	G
DIMENSION (CM)	-71.5	-15.6	9	43.4	79		
SPACERS REQ'D	VA-FK1 / LHS-A1PAIR		VA-FK1		VA-FK1 / LHS-A1PAIR		
CONNECTOR	RL		RL		RL		

NOTES FOR DEALERS / FITTERS

It is your responsibility to ensure these fitting instructions are given to the end user or client.