


VEHICLE	PIONEER		CONNECTOR		HEIGHT ADDED (mm/in)			
TOYOTA Land Cruiser 80 Series 4WD/SUV Gutters 4 dr	52104		RL110S2					
VEHICLE NOTES	- Do not operate sunroof							
REGION	AUS	NZ	USA	CA	SA	UK	EU	ZA
AVAILABILITY	✓	✓	✓	✓	×	✓	✓	×
RUNNING DATES	1990 - 1998	1990 - 1998	1991 - 1997	1991 - 1997	-	1990 - 1998	1990 - 1998	-


VISIT THE ONLINE
LOAD LIMIT
CALCULATOR FOR
CURRENT LOAD DATA




DYNAMIC LOAD LIMIT (ON AND OFF-ROAD):
 *USE THE VEHICLE MANUFACTURER'S MAXIMUM ROOF ALLOWANCE IF IT IS LOWER THAN THE FIGURE LISTED


 CARGO
 UP TO **87 Kg**
192 lbs


+



 SYSTEM WEIGHT
 UP TO **33 Kg**
73 lbs

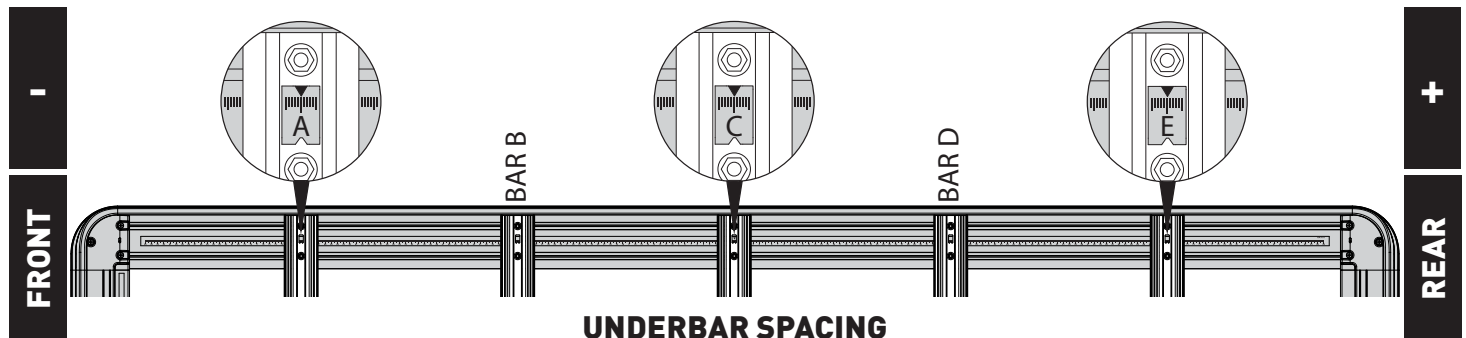
=


 LOAD LIMIT
 UP TO **120 Kg**
265 lbs

OR


 Max kg
 *VEHICLE
 MANUFACTURER'S
 ROOF LOAD LIMIT


TOTAL STATIC LOAD LIMIT: UP TO 330 Kg / 728 lbs*



BAR NO.	A	B	C	D	E	F	G
DIMENSION (CM)	-67.1	-15.6	13.4	43.4	83.4		
SPACERS REQ'D	VA-FK1		VA-FK1		VA-FK1 / LHS-A1PAIR		
CONNECTOR	RL		RL		RL		

NOTES FOR DEALERS / FITTERS

It is your responsibility to ensure these fitting instructions are given to the end user or client.

Document No: R2242
 Issue No: 2
 Issue Date: 19-Mar-21