


VEHICLE	PIONEER			CONNECTOR			HEIGHT ADDED (mm/in)	
TOYOTA Land Cruiser 200 Series 4WD/SUV Raised Rail 4 dr	52101			SX100				
VEHICLE NOTES	- Sunroof can be operated							
REGION	AUS	NZ	USA	CA	SA	UK	EU	ZA
AVAILABILITY	✓	✓	✓	✓	x	✓	✓	✓
RUNNING DATES	2007 -	2007 -	2008 -	2008 -	-	2007 -	2007 -	2011 -

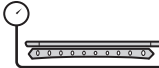
VISIT THE ONLINE
LOAD LIMIT
CALCULATOR FOR
CURRENT LOAD DATA




DYNAMIC LOAD LIMIT (ON AND OFF-ROAD):
***USE THE VEHICLE MANUFACTURER'S MAXIMUM ROOF ALLOWANCE IF IT IS LOWER THAN THE FIGURE LISTED**


 CARGO
 UP TO **55 Kg**
121 lbs


+



 SYSTEM WEIGHT
 UP TO **25 Kg**
55 lbs

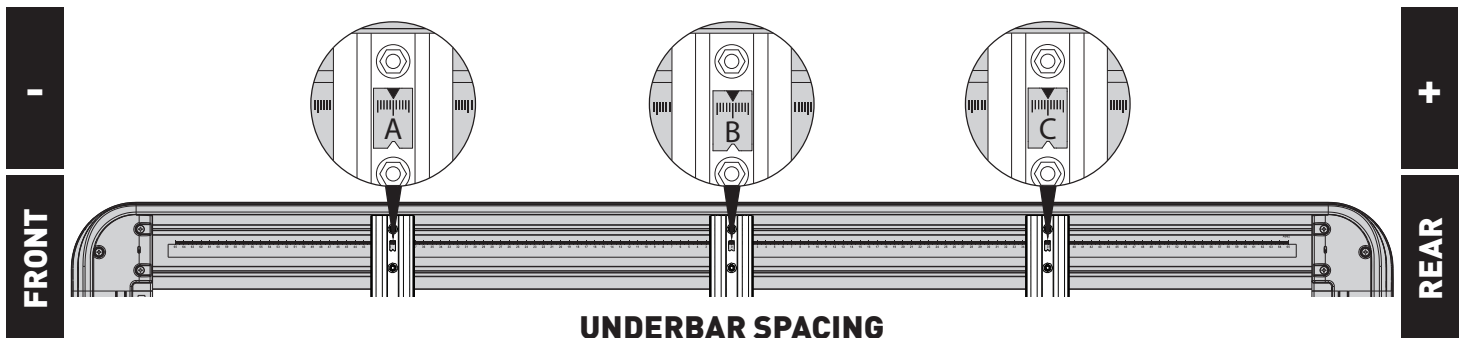
=


 LOAD LIMIT
 UP TO **80 Kg**
176 lbs

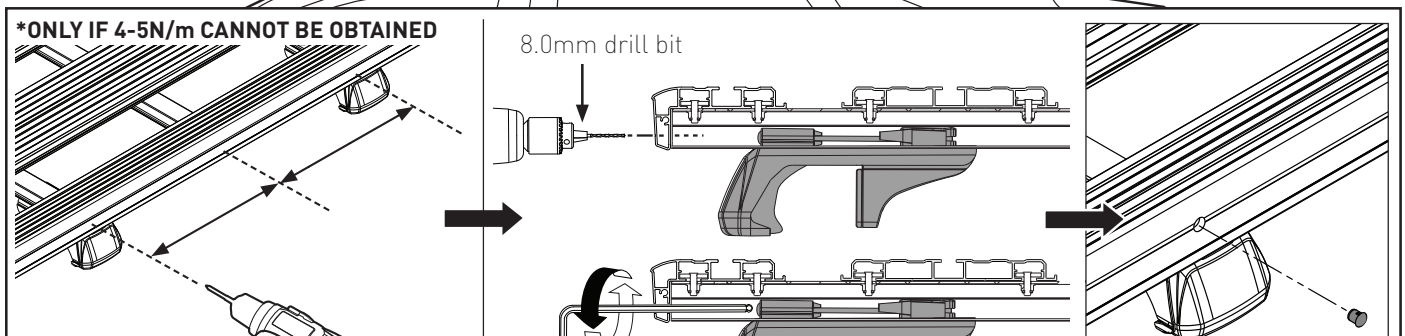
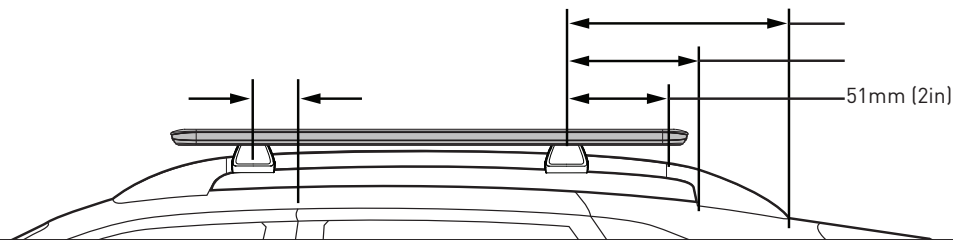
OR


 Max kg
***VEHICLE MANUFACTURER'S ROOF LOAD LIMIT**


TOTAL STATIC LOAD LIMIT: UP TO 200 Kg / 441 lbs*



BAR NO.	A	B	C	D	E	F	G
DIMENSION (CM)	-53	0	37				
SPACERS REQ'D							
CONNECTOR	SX		SX				



NOTES FOR DEALERS / FITTERS

It is your responsibility to ensure these fitting instructions are given to the end user or client.

Document No: R2159
 Issue No: 5
 Issue Date: 19-Mar-21