


VEHICLE	PIONEER			CONNECTOR			HEIGHT ADDED (mm/in)	
TOYOTA Land Cruiser 200 Series 4WD/SUV Raised Rail 4 dr	52101			RTL3				
VEHICLE NOTES	Requires Kit SP309 - Sunroof can be operated							
REGION	AUS	NZ	USA	CA	SA	UK	EU	ZA
AVAILABILITY	✓	✓	✓	✓	✓	✓	✓	✓
RUNNING DATES	2007 -	2007 -	2008 -	2008 -	2008 -	2007 -	2007 -	2011 -

VISIT THE ONLINE
LOAD LIMIT
CALCULATOR FOR
CURRENT LOAD DATA

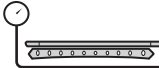


DYNAMIC LOAD LIMIT (ON AND OFF-ROAD):


***USE THE VEHICLE MANUFACTURER'S MAXIMUM ROOF ALLOWANCE IF IT IS LOWER THAN THE FIGURE LISTED**


 CARGO
 UP TO **123 Kg**
271 lbs


+



 SYSTEM WEIGHT
 UP TO **27 Kg**
60 lbs

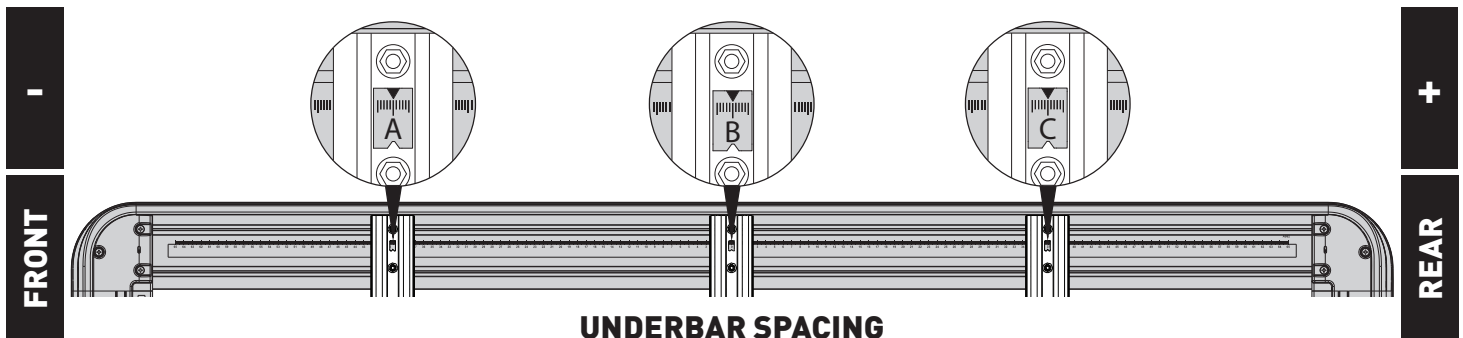
=


 LOAD LIMIT
 UP TO **150 Kg**
331 lbs

OR


 Max kg
***VEHICLE
MANUFACTURER'S
ROOF LOAD LIMIT**


TOTAL STATIC LOAD LIMIT: UP TO 350 Kg / 772 lbs*



BAR NO.	A	B	C	D	E	F	G
DIMENSION (CM)	-54.5	0	52				
SPACERS REQ'D							
CONNECTOR	BACKBONE	BACKBONE	BACKBONE				

NOTES FOR DEALERS / FITTERS

It is your responsibility to ensure these fitting instructions are given to the end user or client.

Document No: R2125
Issue No: 4
Issue Date: 19-Mar-21