


VEHICLE	PIONEER		CONNECTOR		HEIGHT ADDED (mm/in)			
JEEP Grand Cherokee WJ/WG 4WD/SUV Raised Rail 4 dr	52100		SX100					
VEHICLE NOTES	- Do not operate sunroof							
REGION	AUS	NZ	USA	CA	SA	UK	EU	ZA
AVAILABILITY	✓	✓	✓	✓	x	✓	✓	✓
RUNNING DATES	1999 - 2021	1999 - 2021	1999 - 2004	1999 - 2004	-	1999 - 2004	1999 - 2004	1999 - 2004

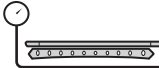
VISIT THE ONLINE
LOAD LIMIT
CALCULATOR FOR
CURRENT LOAD DATA




DYNAMIC LOAD LIMIT (ON AND OFF-ROAD):
 *USE THE VEHICLE MANUFACTURER'S MAXIMUM ROOF ALLOWANCE IF IT IS LOWER THAN THE FIGURE LISTED


 CARGO
 UP TO **61 Kg**
134 lbs


+



 SYSTEM WEIGHT
 UP TO **19 Kg**
42 lbs

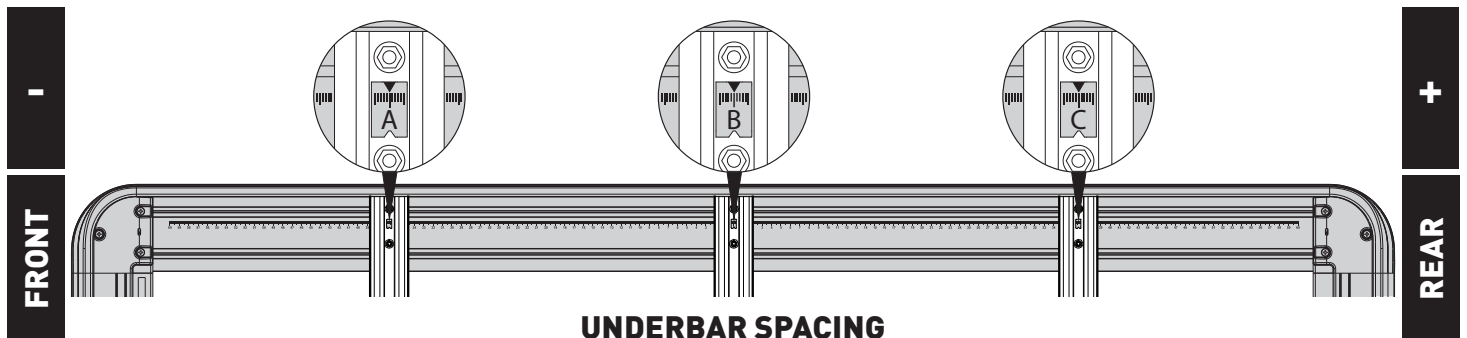
=


 LOAD LIMIT
 UP TO **80 Kg**
176 lbs

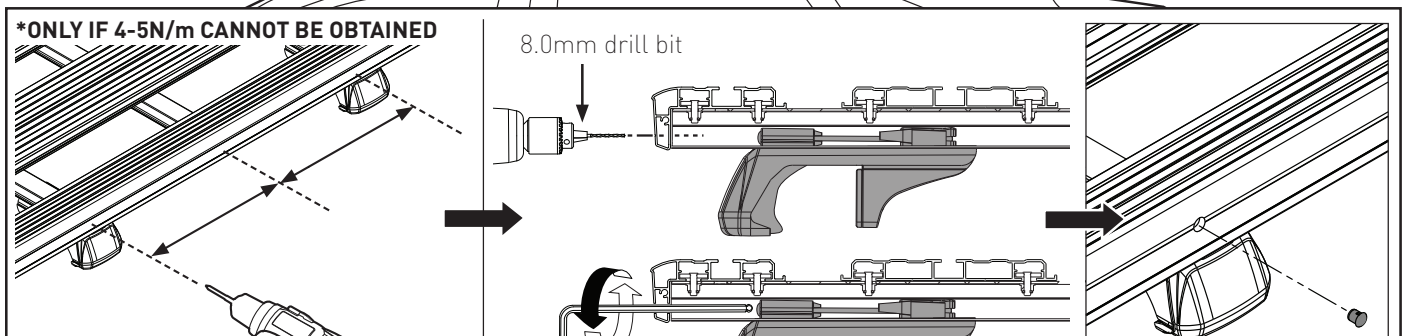
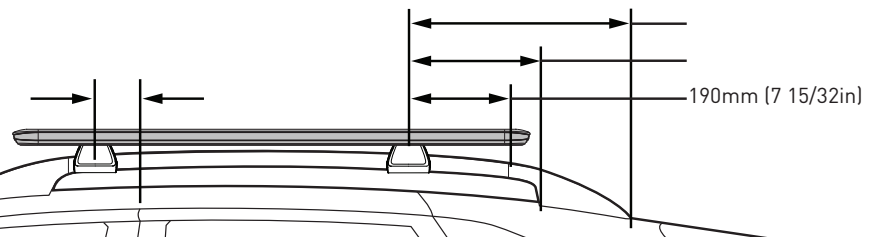
OR


 Max kg
***VEHICLE
MANUFACTURER'S
ROOF LOAD LIMIT**


TOTAL STATIC LOAD LIMIT: UP TO 200 Kg / 441 lbs*



BAR NO.	A	B	C	D	E	F	G
DIMENSION (CM)	-55.5	0	43.5				
SPACERS REQ'D							
CONNECTOR	SX		SX				



NOTES FOR DEALERS / FITTERS

It is your responsibility to ensure these fitting instructions are given to the end user or client.

Document No: R2072
 Issue No: 5
 Issue Date: 19-Mar-21