


VEHICLE	PIONEER		CONNECTOR		HEIGHT ADDED (mm/in)			
MITSUBISHI Triton Double Cab MQ/MR Gen 4 Pickup/Ute Factory Mounts 4 dr	52100		RMTB1					
VEHICLE NOTES	Requires Kit SP309 - Do not operate sunroof							
REGION	AUS	NZ	USA	CA	SA	UK	EU	ZA
AVAILABILITY	✓	✓	x	x	x	x	x	x
RUNNING DATES	2015 -	2015 -	-	-	-	-	-	-


VISIT THE ONLINE
LOAD LIMIT
CALCULATOR FOR
CURRENT LOAD DATA




DYNAMIC LOAD LIMIT (ON AND OFF-ROAD):
 *USE THE VEHICLE MANUFACTURER'S MAXIMUM ROOF ALLOWANCE IF IT IS LOWER THAN THE FIGURE LISTED


 CARGO
 UP TO **92 Kg**
203 lbs


+



 SYSTEM WEIGHT
 UP TO **28 Kg**
62 lbs

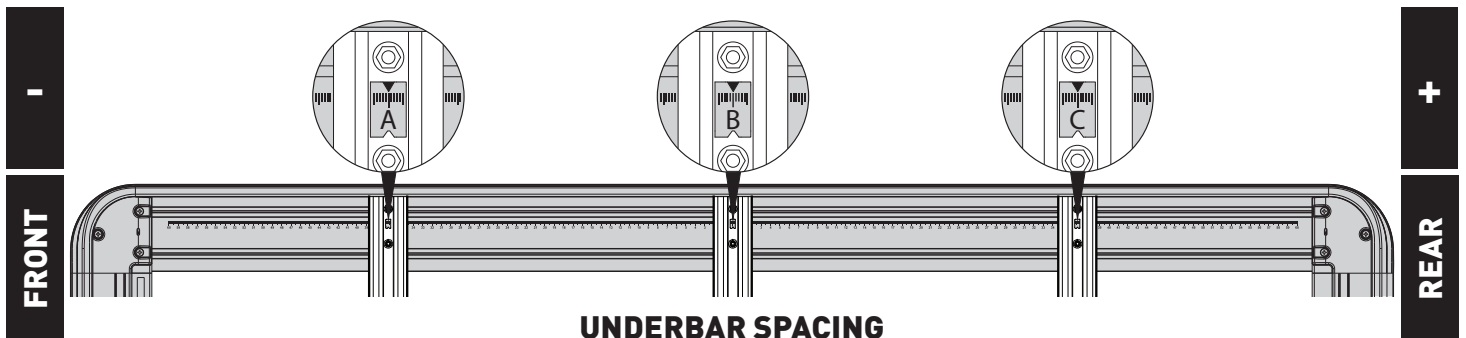
=


 LOAD LIMIT
 UP TO **120 Kg**
265 lbs

OR


 Max kg
 *VEHICLE
 MANUFACTURER'S
 ROOF LOAD LIMIT


TOTAL STATIC LOAD LIMIT: UP TO 300 Kg / 661 lbs*



BAR NO.	A	B	C	D	E	F	G
DIMENSION (CM)	-49	0	42				
SPACERS REQ'D							
CONNECTOR	BACKBONE		BACKBONE				

NOTES FOR DEALERS / FITTERS

It is your responsibility to ensure these fitting instructions are given to the end user or client.

Document No: R1965
 Issue No: 4
 Issue Date: 19-Mar-21