


VEHICLE	PIONEER				CONNECTOR		HEIGHT ADDED (mm/in)	
TOYOTA Sienna XL40 Gen 4 Van Raised Rail 5 dr	52101				SX100		103 / 4.1	
VEHICLE NOTES	- Do not operate sunroof							
REGION	AUS	NZ	USA	CA	SA	UK	EU	ZA
AVAILABILITY	x	x	✓	✓	x	x	x	x
RUNNING DATES	-	-	2021 -	2021 -	-	-	-	-

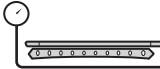
VISIT THE ONLINE
LOAD LIMIT
CALCULATOR FOR
CURRENT LOAD DATA




DYNAMIC LOAD LIMIT (ON AND OFF-ROAD):
 *USE THE VEHICLE MANUFACTURER'S MAXIMUM ROOF ALLOWANCE IF IT IS LOWER THAN THE FIGURE LISTED


 CARGO
 UP TO **47 Kg**
104 lbs


+



 SYSTEM WEIGHT
 UP TO **33 Kg**
73 lbs

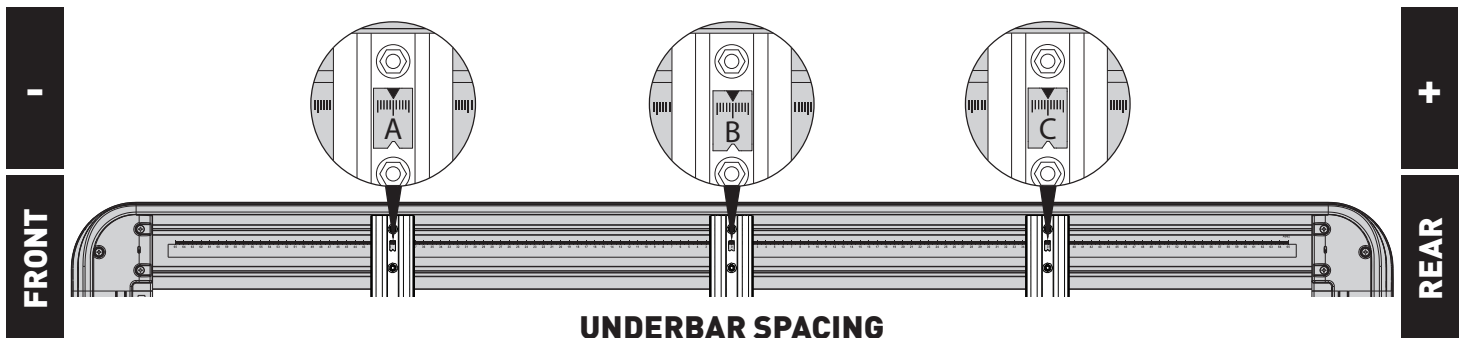
=


 LOAD LIMIT
 UP TO **80 Kg**
176 lbs

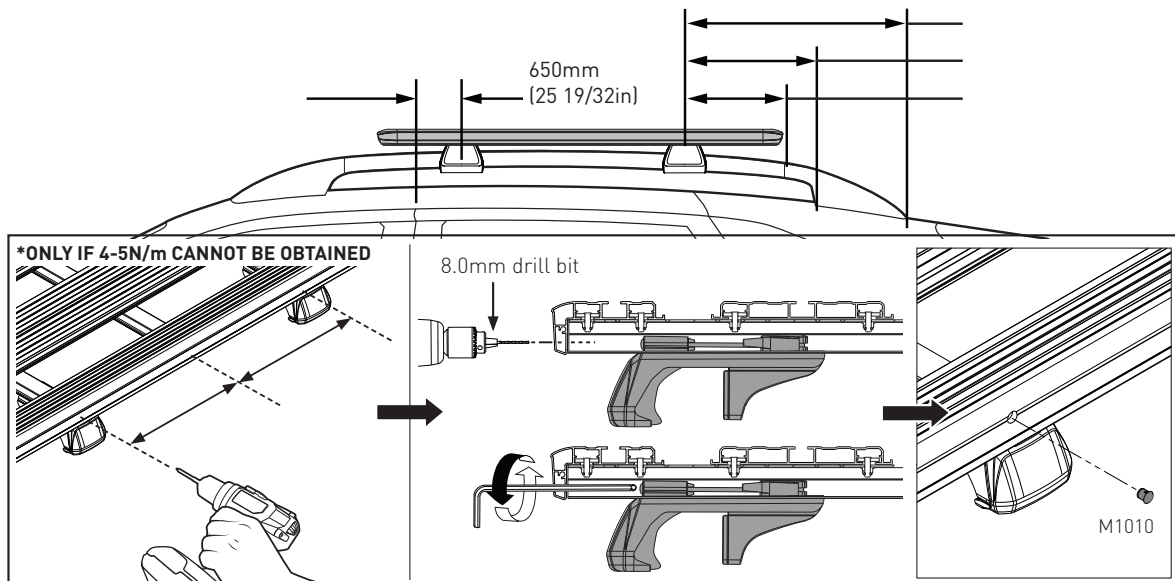
OR


 Max kg
 *VEHICLE
 MANUFACTURER'S
 ROOF LOAD LIMIT


TOTAL STATIC LOAD LIMIT: UP TO 200 Kg / 441 lbs*



BAR NO.	A	B	C	D	E	F	G
DIMENSION (CM)	-50	0	50				
SPACERS REQ'D							
CONNECTOR	SX		SX				



NOTES FOR DEALERS / FITTERS

It is your responsibility to ensure these fitting instructions are given to the end user or client.

Document No: R2840
 Issue No: 1
 Issue Date: 20-May-21