



VEHICLE				PIONEER	CONNECTOR	HEIGHT ADDED (mm/in)		
TOYOTA LandCruiser 80 Series 4WD/SUV Gutters 5 dr				52104	RGMB2	90 / 3.5		
VEHICLE NOTES	-							
REGION	AUS	NZ	USA	CA	SA	UK	EU	ZA
AVAILABILITY	✓	✓	✓	✓	✓	✓	✓	✓
RUNNING DATES	1990 - 1998	1990 - 1998	1991 - 1997	1991 - 1997	1990 - 1998	1990 - 1998	1990 - 1998	1990 - 1998


VISIT THE ONLINE CALCULATOR FOR CURRENT SYSTEM LOAD LIMIT DATA





DYNAMIC LOAD LIMIT (ON AND OFF-ROAD):
 *USE THE VEHICLE MANUFACTURER'S MAXIMUM ROOF ALLOWANCE IF IT IS LOWER THAN THE FIGURE LISTED


 CARGO


 SYSTEM WEIGHT


 LOAD LIMIT




 Max kg

UP TO **108 Kg**
237 lbs


+

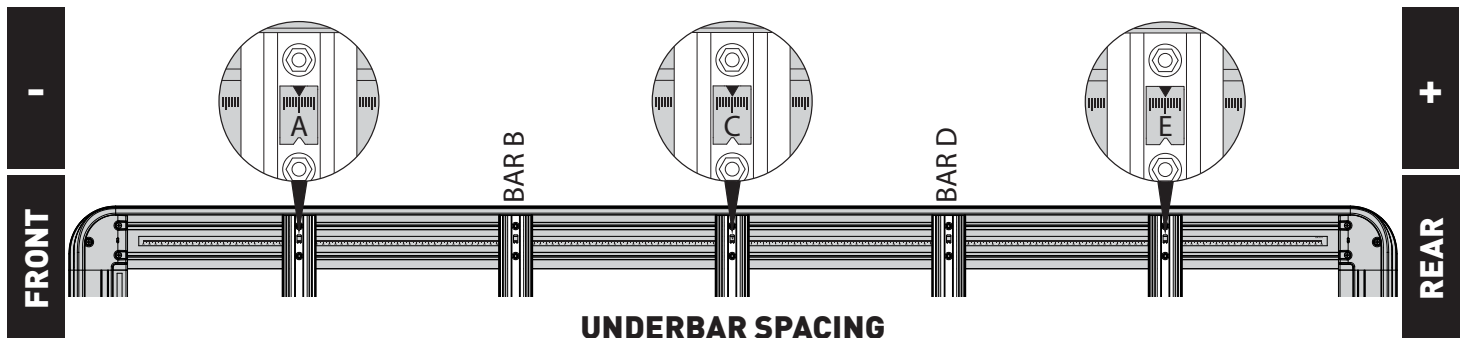
43 Kg
94 lbs

=

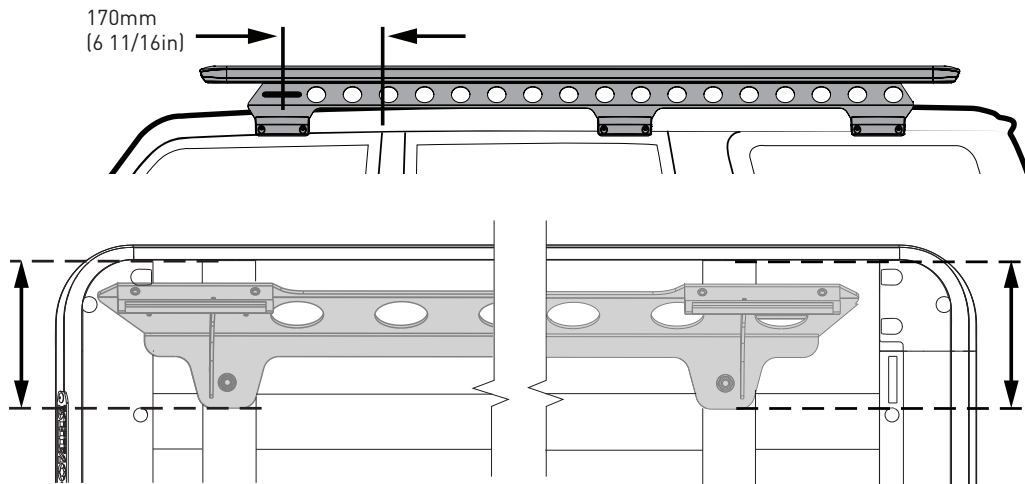
UP TO **150 Kg**
331 lbs

*VEHICLE
 MANUFACTURER'S
 ROOF LOAD LIMIT


TOTAL STATIC LOAD LIMIT: UP TO 375 Kg / 827 lbs*



BAR NO.	A	B	C	D	E	F	G
DIMENSION (CM)	-82	-35	9.5	46	81.25		
SPACERS REQ'D							
CONNECTOR	BACKBONE		BACKBONE		BACKBONE		



NOTES FOR DEALERS / FITTERS

It is your responsibility to ensure these fitting instructions are given to the end user or client.