


VEHICLE				PIONEER	CONNECTOR	HEIGHT ADDED (mm/in)		
LAND ROVER Defender 130 L663 4WD/SUV Factory Track 5 dr				52107	RCL6	105 / 4.1		
VEHICLE NOTES	Centre of Front RCL leg positioned 65mm from front of track (Refer Leg supplement 520-RFI-00168). Use caution when operating glass sun roof. Do not operate fabric folding roof. -							
REGION	AUS	NZ	USA	CA	SA	UK	EU	ZA
AVAILABILITY	✓	✓	✓	✓	✓	✓	✓	✓
RUNNING DATES	2023 -	2023 -	2023 -	2023 -	2023 -	2023 -	2023 -	2023 -


VISIT THE ONLINE CALCULATOR FOR CURRENT SYSTEM LOAD LIMIT DATA




**DYNAMIC LOAD LIMIT (ON AND OFF-ROAD):**  
 \*USE THE VEHICLE MANUFACTURER'S MAXIMUM ROOF ALLOWANCE IF IT IS LOWER THAN THE FIGURE LISTED

  
 CARGO  
 UP TO **70 Kg**  
**154 lbs**


+


  
 SYSTEM WEIGHT  
 UP TO **30 Kg**  
**66 lbs**

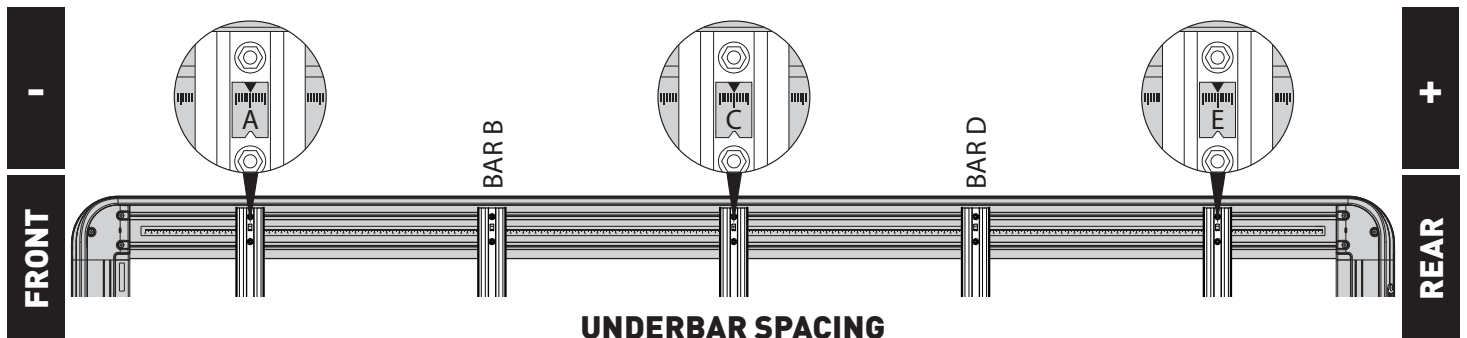
=

  
 LOAD LIMIT  
 UP TO **100 Kg**  
**220 lbs**

OR

  
 Max kg  
**\*VEHICLE MANUFACTURER'S ROOF LOAD LIMIT**

 TOTAL STATIC LOAD LIMIT: UP TO 300 Kg / 661 lbs\*



BAR NO.	A	B	C	D	E	F	G
DIMENSION (CM)	-70	-34.7	0	42.5	80		
SPACERS REQ'D					QMVA20		
CONNECTOR	RCL		RCL		RCL		

## NOTES FOR DEALERS / FITTERS

It is your responsibility to ensure these fitting instructions are given to the end user or client.