



VEHICLE				PIONEER	CONNECTOR	HEIGHT ADDED (mm/in)		
LAND ROVER Defender 130 L663 4WD/SUV Factory Track 5 dr				52100	RCL4	105 / 4.1		
VEHICLE NOTES	Centre of Front RCL leg positioned 360mm from front of track (Refer Leg supplement 520-RF1-00168). Use caution when operating glass sun roof. Do not operate fabric folding roof. -							
REGION	AUS	NZ	USA	CA	SA	UK	EU	ZA
AVAILABILITY	✓	✓	✓	✓	✓	✓	✓	✓
RUNNING DATES	2023 -	2023 -	2023 -	2023 -	2023 -	2023 -	2023 -	2023 -

VISIT THE ONLINE CALCULATOR FOR CURRENT SYSTEM LOAD LIMIT DATA




DYNAMIC LOAD LIMIT (ON AND OFF-ROAD):


***USE THE VEHICLE MANUFACTURER'S MAXIMUM ROOF ALLOWANCE IF IT IS LOWER THAN THE FIGURE LISTED**


 CARGO
 UP TO **77 Kg**
170 lbs


+



 SYSTEM WEIGHT
 UP TO **23 Kg**
51 lbs

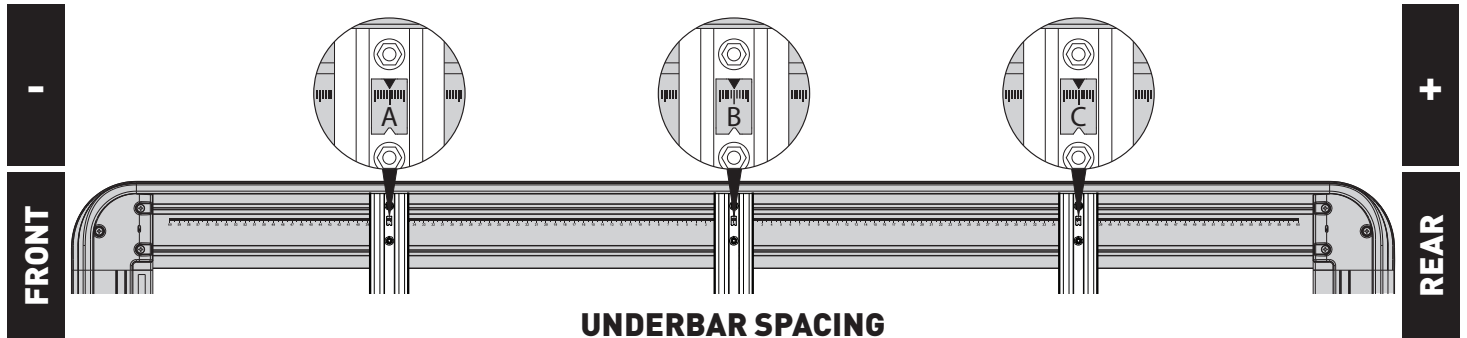
=


 LOAD LIMIT
 UP TO **100 Kg**
220 lbs

OR


 Max kg
***VEHICLE MANUFACTURER'S ROOF LOAD LIMIT**


TOTAL STATIC LOAD LIMIT: UP TO 250 Kg / 551 lbs*



BAR NO.	A	B	C	D	E	F	G
DIMENSION (CM)	-45	0	45				
SPACERS REQ'D							
CONNECTOR	RCL		RCL				

NOTES FOR DEALERS / FITTERS

It is your responsibility to ensure these fitting instructions are given to the end user or client.