


VEHICLE				PIONEER	CONNECTOR	HEIGHT ADDED (mm/in)		
FORD EVEREST U704 Gen 3 Wagon 5 dr				52107	RFEB2	65 / 2.6		
VEHICLE NOTES	Refer to vehicle manufacturer's owners manual for vehicle trim-specific roof load ratings. Do not exceed vehicle manufacturer's max roof load rating. -							
REGION	AUS	NZ	USA	CA	SA	UK	EU	ZA
AVAILABILITY	✓	✓	x	x	x	x	x	✓
RUNNING DATES	2022 -	2022 -	-	-	-	-	-	2022 -


VISIT THE ONLINE CALCULATOR FOR CURRENT SYSTEM LOAD LIMIT DATA




DYNAMIC LOAD LIMIT (ON AND OFF-ROAD):
 *USE THE VEHICLE MANUFACTURER'S MAXIMUM ROOF ALLOWANCE IF IT IS LOWER THAN THE FIGURE LISTED


 CARGO
 UP TO **114 Kg**
251 lbs


+



 SYSTEM WEIGHT
 UP TO **36 Kg**
80 lbs

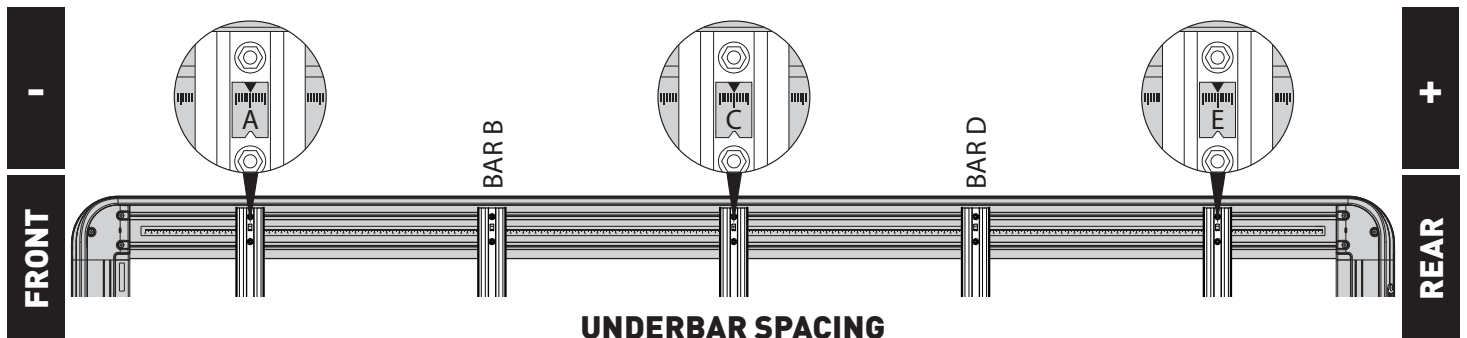
=


 LOAD LIMIT
 UP TO **150 Kg**
331 lbs

OR


 Max kg
***VEHICLE MANUFACTURER'S ROOF LOAD LIMIT**


TOTAL STATIC LOAD LIMIT: UP TO 375 Kg / 827 lbs*



BAR NO.	A	B	C	D	E	F	G
DIMENSION (CM)	-89	-41	7.5	45	82		
SPACERS REQ'D							
CONNECTOR	BACKBONE		BACKBONE		BACKBONE		

NOTES FOR DEALERS / FITTERS

It is your responsibility to ensure these fitting instructions are given to the end user or client.