


VEHICLE				BAR TYPE		CONNECTOR		BED HEIGHT ADDED (mm/in)	
NISSAN Navara PR04-X Dual Cab NP300				Vortex		RDT4		220/8.66	
VEHICLE NOTES	Suitable for vehicles with standard factory Nissan Utili-tracks and Bed Liner								
REGION	AUS	NZ	USA	CA	SA	UK	EU	ZA	
AVAILABILITY	✓	✓	x	x	x	x	x	x	
RUNNING DATES	2020 -	2020 -	-	-	-	-	-	-	


VISIT THE ONLINE CALCULATOR FOR CURRENT SYSTEM LOAD LIMIT DATA

DYNAMIC LOAD LIMIT (ON AND OFF-ROAD):
***USE THE VEHICLE MANUFACTURER'S MAXIMUM TRACK ALLOWANCE IF IT IS LOWER THAN THE FIGURE LISTED**



 CARGO

UP TO **89 Kg**
197 lbs


+



 SYSTEM WEIGHT
11 Kg
23 lbs

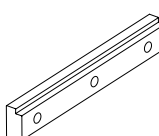
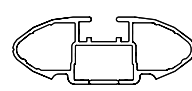

=


 LOAD LIMIT

UP TO **100 Kg**
220lbs

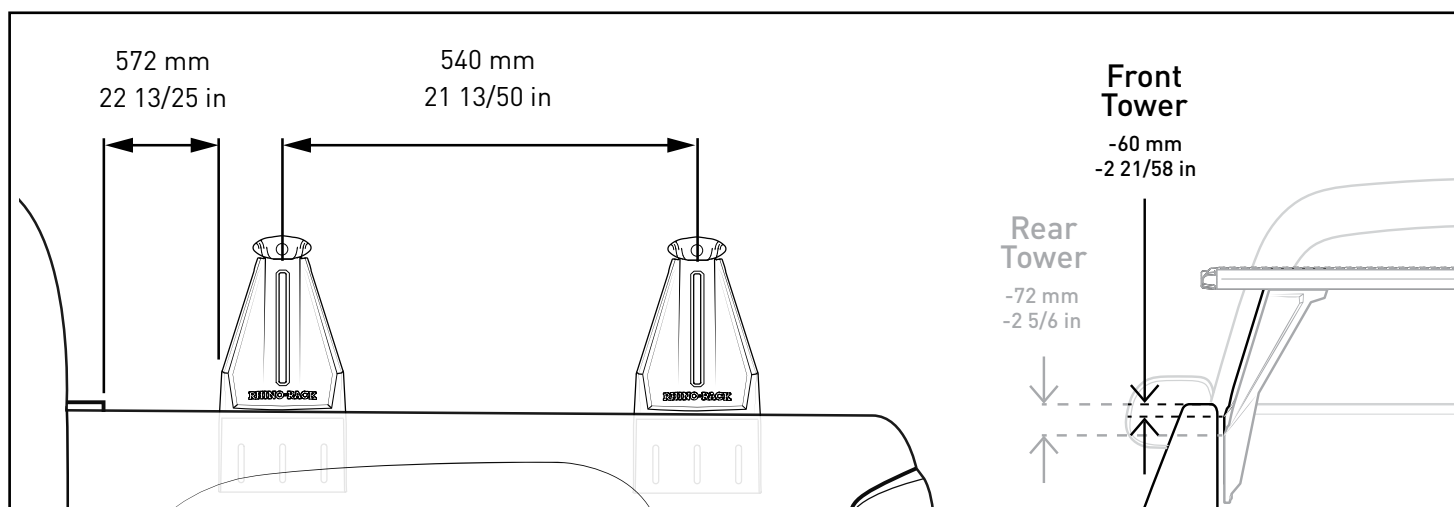
OR

***VEHICLE MANUFACTURER'S TRUCK BED UTILITY TRACK LOAD LIMIT**


TOTAL STATIC LOAD LIMIT: UP TO 250kg / 551lbs

BASE			BAR			ACCESSORY		
TRACK NUTS	PART DETAILS		CROSS BAR	PART DETAILS		NS BAR	PART DETAILS	
	PART NO	RD-FK2		PART NO	VA150B		PART NO	-
	KIT QTY	1		QTY	2		QTY (pair)	-
						Recommended NS Bar setup is included in the SYSTEM WEIGHT above. Refer to NS BAR Instructions for custom setups.		

ONLY COMPATIBLE WITH RECONN-DECK BARS

RECOMMENDED TOWER SPACING



After positioning Towers, return to Reconn-Deck Tower Instruction.

NOTES FOR DEALERS / FITTERS

It is your responsibility to ensure these fitting instructions are given to the end user or client.