


# RECONN-DECK BAR FITTING INFORMATION

VEHICLE				BAR TYPE		CONNECTOR		BED HEIGHT ADDED (mm/in)	
NISSAN Navara ST-X Dual Cab NP300				Reconn-Deck		RDT4		220/8.66	
VEHICLE NOTES	Suitable for vehicles with standard factory Nissan Utili-tracks and Bed Liner								
REGION	AUS	NZ	USA	CA	SA	UK	EU	ZA	
AVAILABILITY	✓	✓	x	x	x	x	x	x	
RUNNING DATES	2015 -	2015 -	-	-	-	-	-	-	


VISIT THE ONLINE CALCULATOR FOR CURRENT SYSTEM LOAD LIMIT DATA

**DYNAMIC LOAD LIMIT (ON AND OFF-ROAD):**  
**\*USE THE VEHICLE MANUFACTURER'S MAXIMUM TRACK ALLOWANCE IF IT IS LOWER THAN THE FIGURE LISTED**


  
 CARGO  

UP TO **136 Kg**  
**300 lbs**


+


  
 SYSTEM WEIGHT  
**14 Kg**  
**31 lbs**

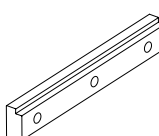


=

  
 LOAD LIMIT  

UP TO **150 Kg**  
**331 lbs**

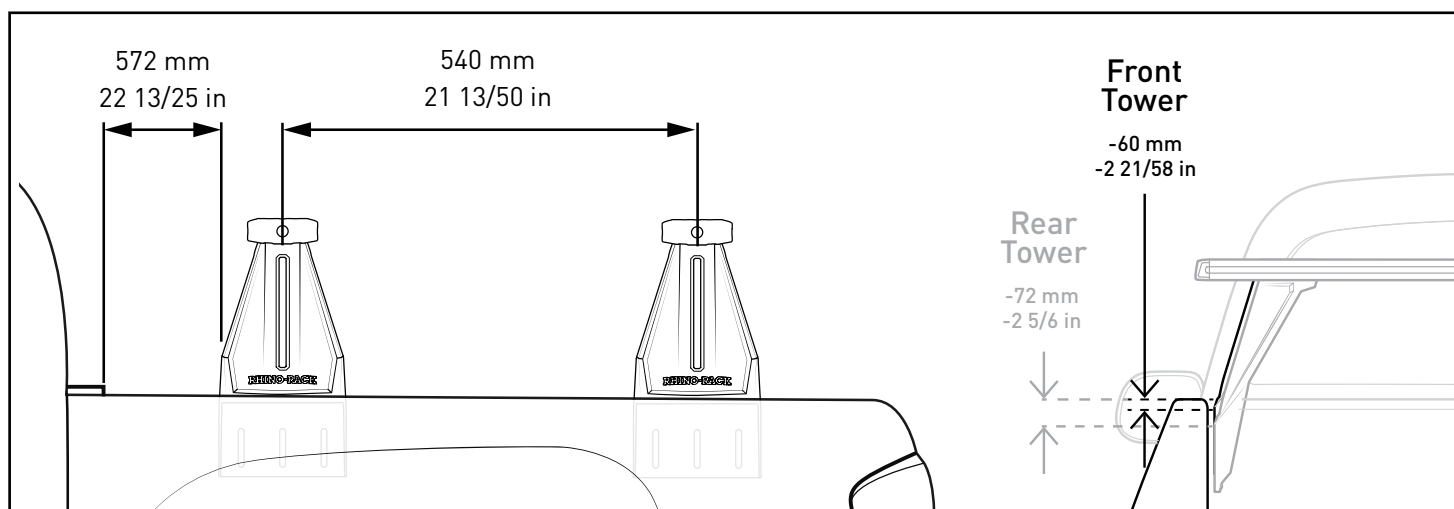
OR  
  
**\*VEHICLE MANUFACTURER'S TRUCK BED UTILITY TRACK LOAD LIMIT**


**TOTAL STATIC LOAD LIMIT: UP TO 375kg / 827lbs**

BASE			BAR			ACCESSORY					
TRACK NUTS		PART DETAILS		CROSS BAR		PART DETAILS		NS BAR		PART DETAILS	
		PART NO	RD-FK2			PART NO	RDB150			PART NO	-
		KIT QTY	1			QTY	2			QTY (pair)	-
				RECONN-DECK				Recommended NS Bar setup is included in the SYSTEM WEIGHT above. Refer to NS BAR Instructions for custom setups.			

ONLY COMPATIBLE WITH RECONN-DECK BARS

## RECOMMENDED TOWER SPACING



After positioning Towers, return to Reconn-Deck Tower Instruction.

## NOTES FOR DEALERS / FITTERS

It is your responsibility to ensure these fitting instructions are given to the end user or client.