



RECONN-DECK BAR FITTING INFORMATION

VEHICLE				BAR TYPE		CONNECTOR	BED HEIGHT ADDED (mm/in)	
NISSAN Navara ST-X Dual Cab NP300				Vortex		RDT4	220/8.66	
VEHICLE NOTES	Suitable for vehicles with standard factory Nissan Utili-tracks and Bed Liner							
REGION	AUS	NZ	USA	CA	SA	UK	EU	ZA
AVAILABILITY	✓	✓	✗	✗	✗	✗	✗	✗
RUNNING DATES	2015 -	2015 -	-	-	-	-	-	-

VISIT THE ONLINE CALCULATOR FOR CURRENT SYSTEM LOAD LIMIT DATA

DYNAMIC LOAD LIMIT (ON AND OFF-ROAD):

***USE THE VEHICLE MANUFACTURER'S MAXIMUM TRACK ALLOWANCE IF IT IS LOWER THAN THE FIGURE LISTED**

 CARGO
 SYSTEM WEIGHT

UP TO **89 Kg**
197 lbs


+

11 Kg
23 lbs


=

UP TO **100 Kg**
220lbs

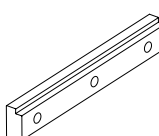
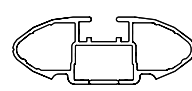

OR



***VEHICLE MANUFACTURER'S TRUCK BED UTILITY TRACK LOAD LIMIT**

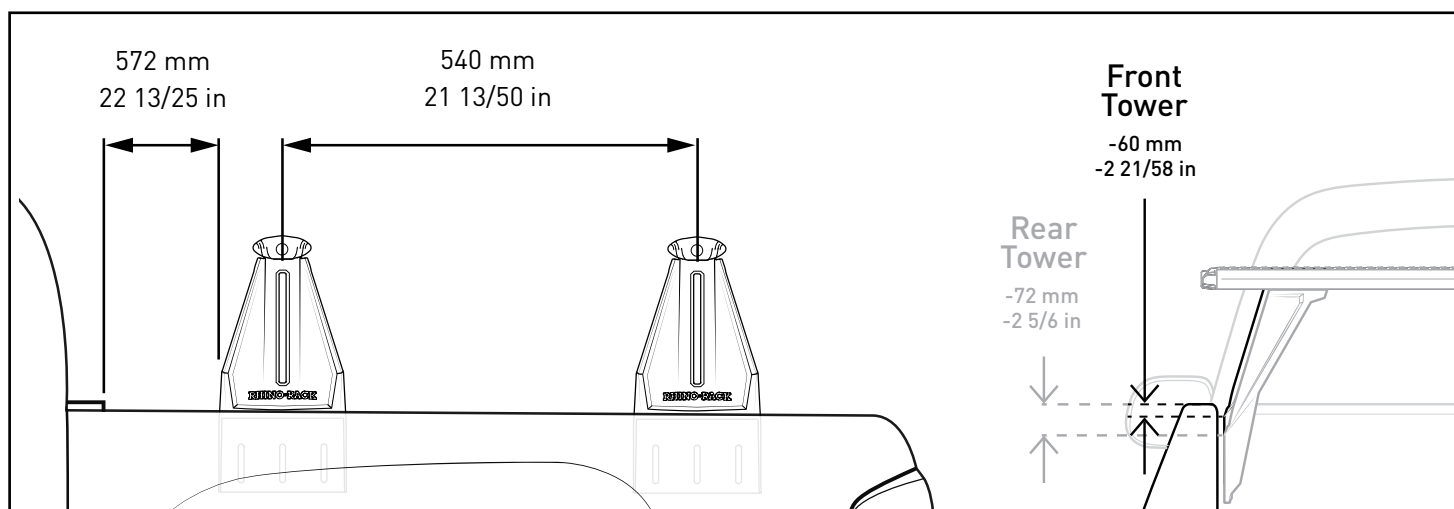


TOTAL STATIC LOAD LIMIT: UP TO 250kg / 551lbs

BASE			BAR			ACCESSORY					
TRACK NUTS		PART DETAILS		CROSS BAR		PART DETAILS		NS BAR		PART DETAILS	
		PART NO	RD-FK2			PART NO	VA150B			PART NO	-
		KIT QTY	1			QTY	2			QTY (pair)	-
						Recommended NS Bar setup is included in the SYSTEM WEIGHT above. Refer to NS BAR Instructions for custom setups.					

ONLY COMPATIBLE WITH RECONN-DECK BARS

RECOMMENDED TOWER SPACING



After positioning Towers, return to Reconn-Deck Tower Instruction.

NOTES FOR DEALERS / FITTERS

It is your responsibility to ensure these fitting instructions are given to the end user or client.